




# Cameroon National Shippers' Council

## The CNSC Book Of Statistics

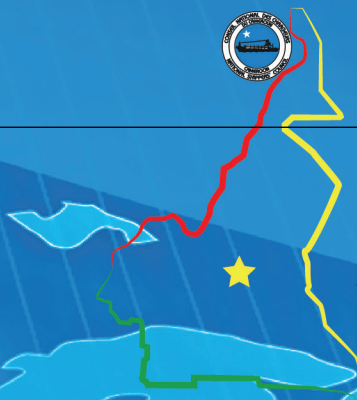


Système de Management de la Qualité certifié ISO 9001 version 2015  
pour l'ensemble des services pour la détermination du Statut des Equipements de Sûreté des Camargues importées et exportées par voie maritime.




## Table of Contents

DATA PRESENTATION	7
1. Evolution of trade at the Douala and Kribi Ports	8
1.1. Overall traffic	8
1.2. Outbound traffic	9
1.3. Inbound traffic	9
2. Main partners	10
2.1. Export partners	10
2.2. Import partners	12
3. Main products transported	14
3.1. Export products	14
3.2. Import products	15
TABLES	18
1. Traffic per country	20
1.1. Outbound traffic per country	20
1.2. Inbound traffic per country	23
2. Tonnage per port	26
3. Traffic per product	40
3.1. Outbound traffic per product	40
3.2. Inbound traffic per product	48
4. Average import freight rates for refrigerated or dry 20-foot and 40-foot containers in Q2 2024	71



# CAMEROON TRADE HUB

[www.cameroontradehub.cm](http://www.cameroontradehub.cm)



**LES PROCÉDURES DU COMMERCE EXTERIEUR DU  
CAMEROUN EN UN SEUL CLIC**

**CAMEROON'S FOREIGN TRADE PROCEDURES  
JUST A CLICK AWAY**

Dear shippers,

Dear business persons,

Dear transport service users,

The Cameroon National Shippers' Council is pleased to put at your disposal the 66<sup>th</sup> issue of the *"CNSC Book of Statistics"*.


This quarterly publication contains information sourced from the Electronic Cargo Tracking Note (ECTN) covering goods from or bound for the ports of Douala and Kribi.

This issue of the CNSC Book of Statistics covering the second quarter of 2024 reveals that overall maritime traffic, except crude oil, registered an 8% year-on-year increase. With an FOB value of 1,335 billion CFAF, the volume of traffic stood at 3,361,799 tonnes against 3,025,059 tonnes for an FOB value of 1,237 billion FCFA in the second quarter of 2023. Outbound traffic recorded a 37% year-on-year increase with 256 billion CFAF in the second quarter of 2024. In terms of Volume, there was an increase from 462,378 tonnes in the second quarter of 2023 to 508,017 tonnes in the second quarter of 2024. Inbound traffic for its part was up by 3% year-on-year. Statistics hold that 2,853,782 tonnes of goods were offloaded in the second quarter of 2024 for a total of 1,079 billion CFAF, against 2,562,381 tonnes for a total of 1,051 billion CFAF in the second quarter of 2023. The main ports that shipped goods to and received shipments from the Douala and Kribi ports in the second quarter of 2024 were **Antwerp, Chittagong, Hamburg, Jebel Ali, Le Havre, Lome, Nansha, Nhava Sheva, Ningbo, Qingdao, Rouen, Shanghai, Zhangjiagang, Valencia, Dakar, Haiphong and Gdynia.**



**Auguste MBAPPE PENDA**

CNSC General Manager



This issue of the “*CNSC Book of Statistics*,” contains statistics of the 2<sup>nd</sup> quarter of 2024. It is subdivided into two parts.

The first part (**Part A**) contains analysis of the evolution of traffic handled at the Douala and Kribi sea ports. This data is presented in terms of overall traffic, inbound traffic (**imports**) and outbound traffic (**exports**). It also relates to the evolution of trade with Cameroon’s main trading partners. This refers to the countries of loading and discharge of goods. To conclude, it equally focuses on the evolution of trade in main products.

In the second part (**Part B**), statistics on trade flows (**tonnage and FOB value**) by country, by port and by product are presented in detail. Data on the average freight rate for imported containers (**20-foot and 40-foot refrigerated or dry containers**) are also presented at the end of this document.

The data used for the different analysis was sourced from the Electronic Cargo Tracking Note (**ECTN**) and based on the date the ECTN request was validated.

The unit used is **the tonne** for weights and **the CFA Franc** for FOB value and freight rates.





## **DATA PRESENTATION**

## 1. Overall evolution of trade at the Douala and Kribi Ports

### 1.1. Overall traffic

In Q2 2024, a total of 3.361 million tonnes of goods (excluding crude oil) loaded or discharged at the ports of Douala and Kribi were covered by an ECTN. This corresponds to a total value of 1,335 billion CFAF compared to 1,237 billion<sup>1</sup> CFAF recorded in Q2 2023, representing a year-on-year value increase of 8%.

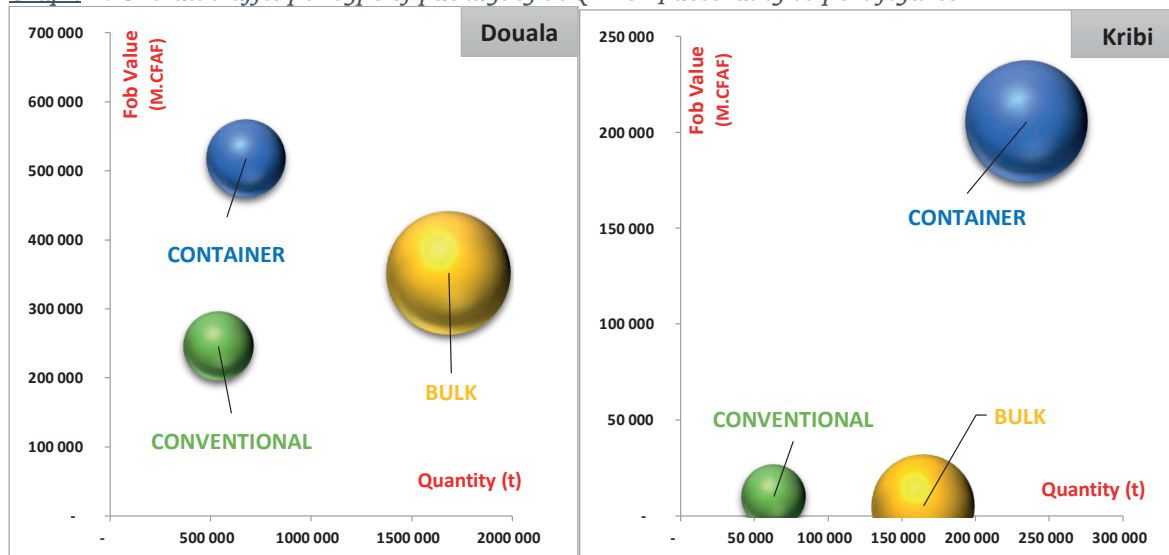
Table 1 : Distribution and evolution of overall traffic per type of packaging

Packaging	April-June 2023			April-June 2024			Evolution Fob Value	
	Quantity (t)	Fob Value (M.CFAF <sup>2</sup> )	Share Value	Quantity (t)	Fob Value (M.CFAF)	Share Value	April - June	Jan - June
<b>Douala</b>	<b>2,606,206</b>	<b>1,083,880</b>	<b>88%</b>	<b>2,899,244</b>	<b>1,114,796</b>	<b>83%</b>	<b>3%</b>	<b>-3%</b>
<b>Container</b>	648,905	501,627	46%	676,087	517,435	46%	3%	10%
<b>Conventional</b>	429,515	205,968	19%	538,717	245,537	22%	19%	-1%
<b>Bulk</b>	1,527,786	376,285	35%	1,684,440	351,824	32%	-7%	-22%
<b>Kribi</b>	<b>418,853</b>	<b>153,860</b>	<b>12%</b>	<b>462,556</b>	<b>220,624</b>	<b>17%</b>	<b>43%</b>	<b>47%</b>
<b>Container</b>	204,127	143,031	93%	234,625	205,350	93%	44%	45%
<b>Conventional</b>	63,512	7,061	5%	63,205	10,079	5%	43%	64%
<b>Bulk</b>	151,214	3,768	2%	164,726	5,195	2%	38%	19%
<b>Grand total</b>	<b>3,025,059</b>	<b>1,237,740</b>	<b>100%</b>	<b>3,361,799</b>	<b>1,335,420</b>	<b>100%</b>	<b>8%</b>	<b>4%</b>

Source: CNSC

In the second quarter of 2024, traffic at the Douala Port accounted for 83% of overall traffic and was dominated by containerised goods, which accounted for 46% of total traffic in this port all worth 517 billion CFAF for the 676,000 tonnes of goods that passed through the port. Moreover, the port of Kribi witnessed a significant increase in the value of outgoing traffic for Q2 2024 resulting in a 43% year-on-year increase.

Graph 1 : Overall traffic per type of packaging in Q2 2024 according to port figures



Source: CNSC

<sup>1</sup> bn: billion

<sup>2</sup> M.CFAF : million CFAF

## 1.2. Outbound traffic

Outbound traffic in the second quarter of 2024 stood at 508,000 tonnes of goods for a value of 256 billion CFAF, reflecting a year-on-year value increase of 37%. This increase is mainly accounted for by the considerable volume of traffic at the port of Kribi which more than doubled over the study period.

*Table 2 : Distribution and evolution of outbound traffic per type of packaging according to the port of loading*

Packaging	April-June 2023			April-June 2024			Evolution Fob Value	
	Quantity (t)	Fob Value (M.CFAF)	Share Value	Quantity (t)	Fob Value (M.CFAF)	Share Value	April - June	Jan - June
<b>Douala</b>	<b>372,996</b>	<b>154,351</b>	<b>83%</b>	<b>409,707</b>	<b>191,057</b>	<b>75%</b>	<b>24%</b>	<b>43%</b>
<b>Container</b>	194,140	118,942	77%	212,098	157,984	83%	33%	53%
<b>Conventional</b>	178,855	35,409	23%	197,609	33,073	17%	-7%	-10%
<b>Kribi</b>	<b>89,382</b>	<b>32,124</b>	<b>17%</b>	<b>98,310</b>	<b>65,170</b>	<b>25%</b>	<b>103%</b>	<b>64%</b>
<b>Container</b>	35,948	27,564	86%	44,028	60,708	93%	120%	76%
<b>Conventional</b>	53,434	4,559	14%	54,283	4,462	7%	-2%	-27%
<b>Grand total</b>	<b>462,378</b>	<b>186,474</b>	<b>100%</b>	<b>508,017</b>	<b>256,226</b>	<b>100%</b>	<b>37%</b>	<b>46%</b>

Source : CNSC

## 1.3. Inbound traffic

During the period between April and June 2024, some 2.8 million tonnes of goods were offloaded at the ports of Douala and Kribi for an estimated value of 1,079 billion CFAF, compared with 1,051 billion CFAF for an estimated 2.5 million tonnes of goods in the second quarter of 2023. The value of the cargo shipped through the port of Douala was down by 1%, while port values at the port of Kribi witnessed a 28% year-on-year increase.

*Table 3 : Distribution and evolution of inbound traffic per type of packaging according to the port of discharge*

Packaging	April-June 2023			April-June 2024			Evolution Fob Value	
	Quantity (t)	Fob Value (M.CFAF)	Share Value	Quantity (t)	Fob Value (M.CFAF)	Share Value	April - June	Jan - June
<b>Douala</b>	<b>2,233,210</b>	<b>929,529</b>	<b>88%</b>	<b>2,489,537</b>	<b>923,739</b>	<b>86%</b>	<b>-1%</b>	<b>-12%</b>
<b>Container</b>	454,765	382,685	41%	463,989	359,451	39%	-6%	-9%
<b>Conventional</b>	250,659	170,559	18%	341,108	212,464	23%	25%	1%
<b>Bulk</b>	1,527,786	376,285	40%	1,684,440	351,824	38%	-7%	-22%
<b>Kribi</b>	<b>329,471</b>	<b>121,737</b>	<b>12%</b>	<b>364,245</b>	<b>155,454</b>	<b>14%</b>	<b>28%</b>	<b>42%</b>
<b>Container</b>	168,179	115,467	95%	190,597	144,642	93%	25%	35%
<b>Conventional</b>	10,078	2,502	2%	8,923	5,616	4%	124%	82%
<b>Bulk</b>	151,214	3,768	3%	164,726	5,195	3%	38%	19%
<b>Grand total</b>	<b>2,562,681</b>	<b>1,051,266</b>	<b>100%</b>	<b>2,853,782</b>	<b>1,079,193</b>	<b>100%</b>	<b>3%</b>	<b>-6%</b>

Source : CNSC

## 2. Main partners

### 2.1. Export partners

In the second quarter of 2024, 83% of the overall value of goods loaded at the ports of Douala and Kribi went mainly to eleven countries, the top five being **Bangladesh** (19%), **Belgium** (12%), **Netherlands** (12%), **France** (9%) and **China** (6%).

*Table 4 : Main destination countries*

COUNTRY	April-June 2023			April-June 2024			Evolution (B)/(A)-1
	Quantity (t)	Fob Value (M.CFAF) (A)	Share Value	Quantity (t)	Fob Value (M.CFAF) (B)	Share Value	
<b>Bangladesh</b>	33,216	29,058	16%	64,293	47,646	19%	64%
<b>Belgium</b>	66,096	21,847	12%	67,547	31,946	12%	46%
<b>Netherlands</b>	9,903	9,366	5%	7,674	29,973	12%	220%
<b>France</b>	22,726	20,797	11%	27,392	22,375	9%	8%
<b>China</b>	136,213	18,731	10%	126,553	14,387	6%	-23%
<b>USA</b>	6,893	7,701	4%	8,619	13,994	5%	82%
<b>Turkey</b>	17,798	10,487	6%	12,274	12,045	5%	15%
<b>Germany</b>	4,774	7,782	4%	6,082	11,253	4%	45%
<b>Spain</b>	12,444	7,450	4%	12,014	10,420	4%	40%
<b>Italy</b>	14,823	12,788	7%	17,484	9,972	4%	-22%
<b>Malaysia</b>	5,704	2,300	1%	5,122	8,568	3%	272%
<b>Other countries</b>	131,788	38,167	20%	152,963	43,646	17%	14%
<b>Grand total</b>	<b>462,378</b>	<b>186,474</b>	<b>100%</b>	<b>508,017</b>	<b>256,226</b>	<b>100%</b>	<b>37%</b>

Source : CNSC

Following an increase in the value of **Cotton** exports from 28 billion CFAF in the second quarter of 2023 to 44 billion CFAF in the second quarter of 2024, traffic to **Bangladesh** witnessed a 64% year-on-year increase.

Exports to **Belgium** recorded a 46% year-on-year increase in the second quarter of 2024 and were dominated by the following products:

- ✓ **Cocoa beans:** 11.9 billion CFAF in the second quarter of 2024 against 0.6 billion CFAF in the second quarter of 2023;
- ✓ **Sawn wood:** 11.1 billion CFAF in the second quarter of 2024 against 12.6 billion CFAF in the second quarter of 2023;
- ✓ **Banana:** 5.8 billion CFAF in the second quarter of 2024 against 4 billion CFAF in the second quarter of 2023;

- ✓ **Natural rubber:** 1.8 billion CFAF in the second quarter of 2024 against 1.3 billion CFAF in the second quarter of 2023.

Value wise, exports to **the Netherlands** recorded a 220% year-on-year hike in the second quarter of 2024. The main products exported were:

- ✓ **Cocoa beans:** 12.4 billion CFAF in the second quarter of 2024 against 0 CFAF in the second quarter of 2023.
- ✓ **Cocoa paste:** 11.8 billion CFAF in the second quarter of 2024 against 3.2 billion CFAF in the second quarter of 2023;
- ✓ **Cocoa butter, fats and oil:** 5 billion CFAF in the second quarter of 2024 against 1.8 billion CFAF in the second quarter of 2023;

Value wise, exports to **France** recorded an 8% year-on-year increase in the second quarter of 2024 and the main products exported were:

- ✓ **Cocoa butter, fats and oil:** 11.8 billion CFAF in the second quarter of 2024 against 8.7 billion CFAF in the second quarter of 2023;
- ✓ **Cocoa paste :** 6.3 billion CFAF in the second quarter of 2024 against 2.9 billion CFAF in the second quarter of 2023;
- ✓ **Banana:** 2.3 billion CFAF in the second quarter of 2024 against 0.3 billion CFAF in the second quarter of 2023;

Exports to **China** recorded a 23% year-on-year decrease in the second quarter of 2024 and were dominated by the following products:

- ✓ **Wood logs:** 7.6 billion CFAF in the second quarter of 2024 against 11.4 billion CFAF in the second quarter of 2023;
- ✓ **Sawn wood:** 4.3 billion CFAF in the second quarter of 2024 against 4.2 billion CFAF in the second quarter of 2023;
- ✓ **Plywood:** 1 billion CFAF in the second quarter of 2024 against 0.7 billion CFAF in the second quarter of 2023.

Exports to the **USA** recorded an 83% year-on-year increase in the second quarter of 2024. It was dominated by products such as **Cocoa paste** (11.5 billion CFAF in Q2 2024 compared with 4.9 billion CFAF in Q2 2023) and **Sawn wood** (1.4 billion CFAF in Q2 2024 compared with 1.8 billion CFAF in Q2 2023).

Exports to **Turkey** recorded a 15% year-on-year increase in the second quarter of 2024 and were dominated by the following products:

- ✓ **Cocoa beans:** 9.3 billion CFAF in the second quarter of 2024 against 1.4 billion CFAF in the second quarter of 2023;

- ✓ **Sawn wood:** 2 billion CFAF in the second quarter of 2024 against 4.9 billion CFAF in the second quarter of 2023;
- ✓ **Cotton:** 0.3 billion CFAF in the second quarter of 2024 against 1.8 billion CFAF in the second quarter of 2023.

Value wise, traffic to **Germany** increased by 45% year-on-year in the second quarter of 2024, following an increase in outflows of **Cocoa paste** (from 2.8 billion CFAF in Q2 2023 to 4.6 billion CFAF in Q2 2024) and **Cocoa butter, fats and oil** (from 3.7 billion CFAF in Q2 2023 to 3.5 billion CFAF in Q2 2024).

Following an increase in the value of **Cocoa bean** exports from 1.4 billion CFAF in the second quarter of 2023 to 5.3 billion CFAF in the second quarter of 2024, traffic to **Spain** increased by 40%.

The value of exports to **Italy** recorded a 22% year-on-year decrease in the second quarter of 2024. The main products exported were:

- ✓ **Sawn wood:** 4.8 billion CFAF in the second quarter of 2024 against 3.2 billion CFAF in the second quarter of 2023;
- ✓ **Plywood:** 2.2 billion CFAF in the second quarter of 2024 against 2.8 billion CFAF in the second quarter of 2023;
- ✓ **Coffee:** 1 billion CFAF in the second quarter of 2024 against 0.6 billion CFAF in the second quarter of 2023.

## 2.2. Import partners

During the period under review, 70% of the total value of goods landed at the Ports of Douala and Kribi came from eleven countries, led by **China** with 17%, followed by **Belgium** (14%), **Togo** (12%), **France** (8%) and **India** (7%).

Table 5 : Main countries of origin

COUNTRY	April-June 2023			April-June 2024			Evolution (B)/(A)-1
	Quantity (t)	Fob Value (M.CFAF) (A)	Share Value	Quantity (t)	Fob Value (M.CFAF) (B)	Share Value	
<b>China</b>	313,715	178,446	17%	438,218	181,767	17%	2%
<b>Belgium</b>	91,231	110,182	10%	183,932	149,959	14%	36%
<b>Togo</b>	365,179	212,000	20%	245,072	127,659	12%	-40%
<b>France</b>	83,606	87,226	8%	130,609	89,427	8%	3%
<b>India</b>	184,157	70,190	7%	118,472	72,103	7%	3%
<b>Saint Vincent and the Grenadines</b>	-	-	-	5,440	33,782	3%	
<b>Poland</b>	66,429	14,316	1%	145,270	25,332	2%	77%
<b>Brazil</b>	46,458	10,624	1%	73,230	20,287	2%	91%
<b>Argentina</b>	25,834	6,296	1%	88,122	19,775	2%	214%
<b>Spain</b>	161,347	19,824	2%	96,382	18,475	2%	-7%
<b>Thailand</b>	52,322	17,524	2%	67,121	18,093	2%	3%
<b>Other countries</b>	1,172,404	324,637	31%	1,261,914	322,535	30%	-1%
<b>Grand total</b>	<b>2,562,681</b>	<b>1,051,266</b>	<b>100%</b>	<b>2,853,782</b>	<b>1,079,193</b>	<b>100%</b>	<b>3%</b>

Source : CNSC

Imports from **China** recorded a 2% year-on-year increase in the second quarter of 2024 and were dominated by the following products:

- ✓ **Rice:** 18.5 billion CFAF in the second quarter of 2024 against 0 CFAF in the second quarter of 2023.
- ✓ **Telephone sets for users, including telephones for cellular networks:** 16.7 billion CFAF in the second quarter of 2024 against 0 CFAF in the second quarter of 2023.
- ✓ **Insecticides/fungicides/herbicides:** 15.6 billion CFAF in the second quarter of 2024 against 20.4 billion CFAF in the second quarter of 2023;
- ✓ **Wires, cables and other insulated conductors:** 6.2 billion CFAF in the second quarter of 2024 against 0.9 billion CFAF in the second quarter of 2023;
- ✓ **Cars and spare parts:** 13.3 billion CFAF in the second quarter of 2024 against 12 billion CFAF in the second quarter of 2023;
- ✓ **Cast iron, iron or steel:** 11.2 billion CFAF in the second quarter of 2024 against

11.1 billion CFAF in the second quarter of 2023;

The overall value of Imports from **Belgium** recorded a 36% year-on-year increase in the second quarter of 2024. The main products imported were:

- ✓ **Mineral fuels, mineral oils and products of their distillation:** 80.1 billion CFAF in the second quarter of 2024 against 10 billion CFAF in the second quarter of 2023;
- ✓ **Cars and spare parts:** 16.1 billion CFAF in the second quarter of 2024 against 25.05 billion CFAF in the second quarter of 2023;
- ✓ **Petroleum materials and equipment:** 4.7 billion CFAF in the second quarter of 2024 against 11.3 billion CFAF in the second quarter of 2023;

In the second quarter of 2024, traffic by value from **Togo** dropped by 40% year-on-year, following a decline in the value of imports of **Medium oils and preparations, of petroleum or bituminous minerals, not containing**

**biodiesel**, which fell from 203.4 billion CFAF in the second quarter of 2024 to 119.7 billion CFAF in the second quarter of 2023.

Imports from **France** recorded a 3% year-on-year increase in the second quarter of 2024. The main products imported were:

- ✓ **Wheat**: 10.7 billion CFAF in the second quarter of 2024 against 7.5 billion CFAF in the second quarter of 2023;
- ✓ **Malt**: 9.1 billion CFAF in the second quarter of 2024 against 4.6 billion CFAF in the second quarter of 2023;
- ✓ **Coins**: 4.1 billion CFAF in the second quarter of 2024 against 0 CFAF in the second quarter of 2023.
- ✓ **Malt extracts**: 2.1 billion CFAF in the second quarter of 2024 against 1.6 billion CFAF in the second quarter of 2023;
- ✓ **Pharmaceutical products**: 28.4 billion CFAF in the second quarter of 2024 against 30.5 billion CFAF in the second quarter of 2023;

Imports from **India** recorded a 3% year-on-year increase in the second quarter of 2024 and mainly comprised of the following products:

- ✓ **Rice**: 27.6 billion CFAF in the second quarter of 2024 against 35.9 billion CFAF in the second quarter of 2023;
- ✓ **Pharmaceutical products**: 12.4 billion CFAF in the second quarter of 2024 against 3.6 billion CFAF in the second quarter of 2023;
- ✓ **Frozen fish**: 6.1 billion CFAF in the second quarter of 2024 against 2.1 billion CFAF in the second quarter of 2023;
- ✓ **Stranded wires, cables, braids, slings and similar articles**: 4.3 billion CFAF in the second quarter of 2024 against 1.1 billion CFAF in the second quarter of 2023;

The overall value of imports from **Poland** recorded a 77% year-on-year increase in the

second quarter of 2024 and mainly comprised of the following products:

- ✓ **Wheat**: 20 billion CFAF in the second quarter of 2024 against 10 billion CFAF in the second quarter of 2023;
- ✓ **Sugar**: 3.7 billion CFAF in the second quarter of 2024 against 0 CFAF in the second quarter of 2023.

Following an increase in the value of **Sugar** imports from 5.9 billion CFAF in the second quarter of 2023 to 15.7 billion CFAF in the second quarter of 2024, traffic from **Brazil** witnessed a 91% year-on-year decrease.

Similarly, with a hike in the value of **Soya bean oil cake** imports which went from 4.1 billion CFAF in Q2 2023 to 14.8 billion CFAF in Q2 2024, traffic from **Argentina** more than doubled (214%) on a year-on-year basis in Q2 2024.

In the second quarter of 2024, imports from **Spain** fell by 7% year-on-year. The main products imported were:

- ✓ **Wines of fresh raisins**: 1.1 billion CFAF in the second quarter of 2024 against 0.6 billion CFAF in the second quarter of 2023;
- ✓ **Clinker**: 0.5 billion CFAF in the second quarter of 2024 against 3.1 billion CFAF in the second quarter of 2023;
- ✓ **Groats, semolina and agglomerates in the form of pellets, cereals**: 0.9 billion CFAF in the second quarter of 2024 against 1.6 billion CFAF in the second quarter of 2023;
- ✓ **Insecticides/fungicides/herbicides**: 0.9 billion CFAF in the second quarter of 2024 against 1.2 billion CFAF in the second quarter of 2023;

Following an increase in the value of **Rice** imports from 16.4 billion CFAF in the second quarter of 2023 to 17.2 billion CFAF in the second quarter of 2024, traffic from **Thailand** witnessed a 3% year-on-year increase.

### 3. Main products transported

#### 3.1. Export products

Exports via the Ports of Douala and Kribi in the second quarter of 2024 were dominated by ten key products accounting for 96% of the overall value of exports.

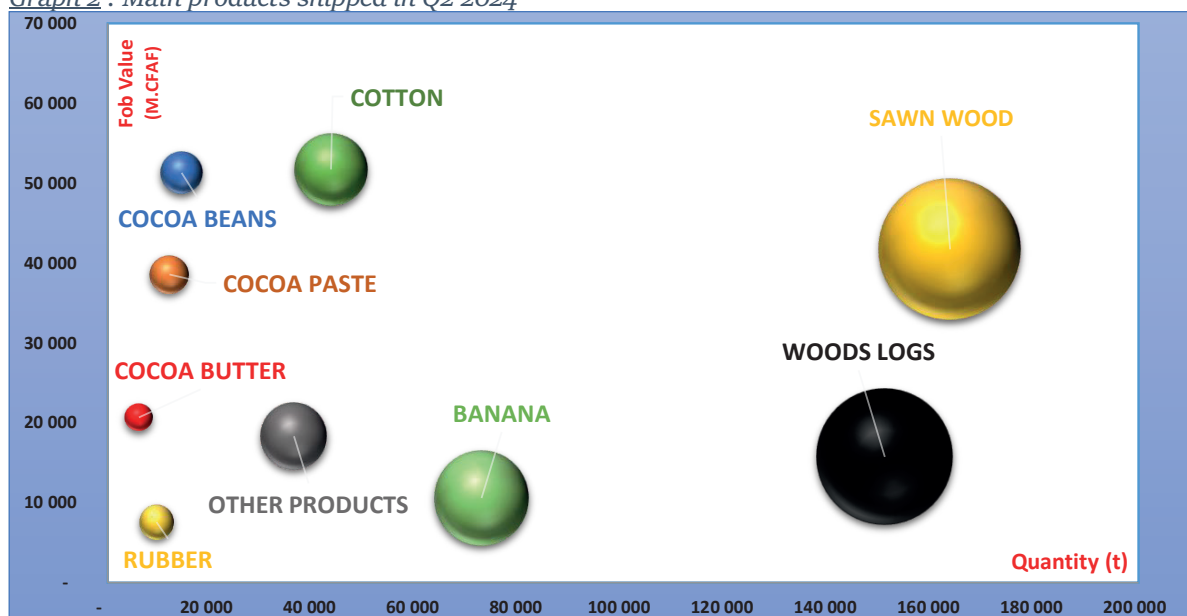
Table 6 : Main products shipped in Q2 2024

Products	April-June 2023			April-June 2024			Evolution (B)/(A)-1
	Quantity (t)	Fob Value (M.CFAF) (A)	Share Value	Quantity (t)	Fob Value (M.CFAF) (B)	Share Value	
Cotton	31,440	36,396	20%	43,322	51,717	20%	42%
Cocoa beans	2,832	4,359	2%	14,336	51,293	20%	1077%
Sawn wood	156,282	45,905	25%	163,444	41,721	16%	-9%
Cocoa paste	10,598	18,661	10%	11,976	38,575	15%	107%
Cocoa butter, fats and oil	7,809	14,382	8%	6,038	20,682	8%	44%
Wood logs	163,094	21,738	12%	150,774	15,742	6%	-28%
Banana	40,004	5,458	3%	72,524	10,592	4%	94%
Rubber	9,317	6,559	4%	9,469	7,580	3%	16%
Plywood	13,183	5,114	3%	13,862	4,447	2%	-13%
Coffee	2,349	3,043	2%	1,524	3,277	1%	8%
Other products	24,831	24,859	13%	20,747	10,600	4%	-57%
<b>Grand total</b>	<b>461,739</b>	<b>186,474</b>	<b>100%</b>	<b>508,017</b>	<b>256,226</b>	<b>100%</b>	<b>37%</b>

Source : CNSC

Traffic in this direction was dominated in value terms by Cotton (20%), Cocoa beans (20%), Sawn wood (16%), Cocoa paste (15%) and Cocoa butter, fat and oil (8%). However, we note a year-on-year fall in the value of exports of Sawn wood, Wood logs and Plywood of 9%, 28% and 13% respectively.

Graph 2 : Main products shipped in Q2 2024



Source : CNSC

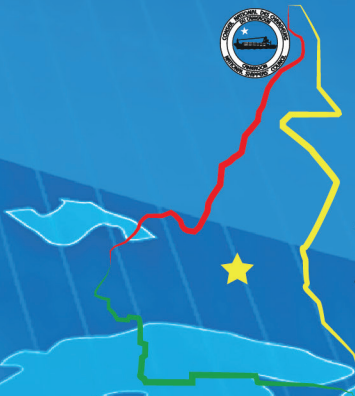
### 3.2. Import products

During the second quarter of 2024, **mineral fuels and oils** were the main import product group, with 432,000 tonnes imported for a value of 240 billion CFAP, or 22% of the total value of imports during the study period. These are followed by **rice (7%)**, **cars and spare parts (5%)**, **cruise ships, excursion boats, ferry-boats, cargo ships, barges (7%)**, **cars and spare parts thereof (4%)**, **pharmaceuticals (4%)**, **wheat (4%)**, **frozen fish (4%)** and **cast iron and steel (3%)**.

Table 7 : Main products offloaded in Q2 2024

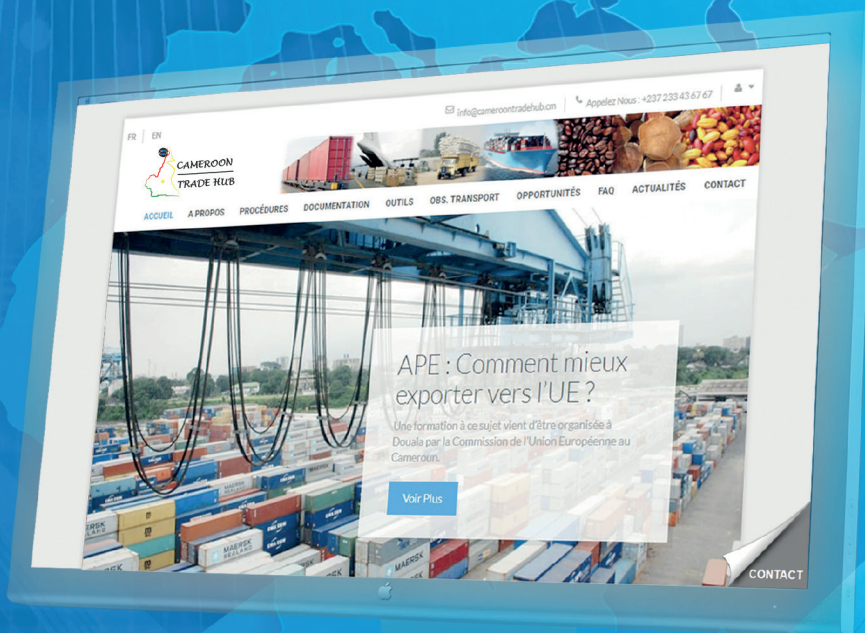
Products	April-June 2023			April-June 2024			Evolution (B)/(A)-1
	Quantity (t)	Fob Value (M.CFAP) (A)	Share Value	Quantity (t)	Fob Value (M.CFAP) (B)	Share Value	
Mineral fuels and mineral oils	416,546	234,105	22%	432,048	240,069	22%	3%
Rice	203,836	55,685	5%	254,208	78,732	7%	41%
Cruise ships, excursion boats, ferry-boats, cargo ships, barges ...	3,556	6,941	1%	20,004	71,712	7%	933%
Cars and spare parts thereof	25,812	50,731	5%	28,874	47,360	4%	-7%
Pharmaceutical products	7,763	41,734	4%	6,862	44,241	4%	6%
Wheat	202,429	36,962	4%	270,645	41,533	4%	12%
Frozen fish	49,913	29,409	3%	60,245	39,993	4%	36%
Cast iron, iron and steel	89,710	35,370	3%	98,322	34,855	3%	-1%
Sugar	26,522	9,493	1%	57,191	21,290	2%	124%
Insecticides/fungicides/herbicides	10,497	28,810	3%	10,183	20,913	2%	-27%
Clinkers	708,473	17,894	2%	876,712	19,525	2%	9%
Telephone sets, including other apparatus for the transmission or reception of voice, images or other data	8	176	0%	789	17,470	2%	9851%
Soya bean oil cakes	14,578	4,265	0%	58,481	14,875	1%	249%
Malt	25,442	11,616	1%	40,344	14,245	1%	23%
Alumina/corundum/aluminium hydroxide	36,908	9,764	1%	37,433	12,533	1%	28%
Fertilisers	71,979	21,994	2%	41,833	10,316	1%	-53%
Petroleum materials and equipment	4,870	15,890	2%	713	9,967	1%	-37%
Wires, cables and other insulated conductors:	618	1,348	0%	1,449	9,538	1%	608%
Mixtures of odoriferous substances	1,680	6,319	1%	2,027	9,256	1%	46%
Petroleum gases and other gaseous hydrocarbons	20,233	8,061	1%	20,141	8,516	1%	6%
Constructions and parts thereof	5,288	6,706	1%	8,246	8,289	1%	24%
Milk and cream	4,289	8,820	1%	2,808	5,255	0%	-40%
Second-hand goods	20,377	5,576	1%	17,222	4,693	0%	-16%
Tiles and pavement bricks, of ceramic	33,135	3,623	0%	22,438	4,638	0%	28%
Others	578,219	399,973	38%	484,563	289,381	27%	-28%
Grand total	2,562,681	1,051,266	100%	2,853,782	1,079,193	100%	3%

Source : CNSC




# CAMEROON TRADE HUB

[www.cameroontradehub.cm](http://www.cameroontradehub.cm)




**LES PROCEDURES DU COMMERCE EXTERIEUR DU  
CAMEROUN EN UN SEUL CLIC**

**CAMEROON'S FOREIGN TRADE PROCEDURES  
JUST A CLICK AWAY**



The second part (**Part B**) of this publication contains **Statistical Tables** showing the main cargo flows covered by ECTNs loaded or offloaded at the Douala and Kribi ports from **April to June 2024** and for the **first half of 2024**. These tables indicate the tonnage and value of traffic per country, port and product. Average import freight rates for refrigerated or dry 20-foot and 40-foot containers in Q2 2024 are also presented herein.





**TABLES**

## 1. Traffic per country

## 1.1. Outbound traffic per country

COUNTRY - AFRICA	April-June 2023		April-June 2024		Evolution (B)/(A)-1	January-June 2023		January-June 2024		Evolution (D)/(C)-1
	Quantity (t)	Fob Value (M.CFAF) (A)	Quantity (t)	Fob Value (M.CFAF) (B)		Quantity (t)	Fob Value (M.CFAF) (C)	Quantity (t)	Fob Value (M.CFAF) (D)	
South Africa	497	333,567	571	461,841	38%	1,045	789,887	869	690,905	-13%
Algeria	887	1,054,946	1,139	730,133	-31%	1,626	1,520,245	2,720	2,526,834	66%
Angola	65	83,650	561	361,250	332%	66	85,009	1,450	1,252,416	1373%
Benin	5	2,800	1	2,056	-27%	5	2,800	130	55,756	1891%
Burundi						20	56,627	-	-	-100%
Cape Verde	42	15,669	39	4,553	-71%	42	15,669	84	27,312	74%
Congo - Brazzaville	2,983	2,200,300	1,443	1,705,666	-22%	4,676	4,415,789	3,278	4,474,675	1%
Côte d'Ivoire	271	504,954	2,363	736,786	46%	799	1,029,584	2,879	914,301	-11%
Egypt	162	70,234	402	289,408	312%	491	262,619	1,552	710,925	171%
Gabon	34	732,321	949	848,357	16%	1,089	1,544,115	1,489	2,838,180	84%
Ghana	16	42,610	39	65,112	53%	242	74,308	44	112,154	51%
Guinea	38	64,510	79	224,695	248%	46	72,195	125	249,343	245%
Guinea Bissau						-	-	505	261,176	
Equatorial Guinea	676	660,118	559	941,352	43%	1,213	1,318,460	816	1,492,153	13%
Réunion Island	500	182,421	464	231,559	27%	720	304,122	974	510,055	68%
Mauritius Island	55	27,801	319	365,612	1215%	228	90,218	410	387,145	329%
Kenya	-	-	5	3,500		20	1,924	5	3,500	82%
Libya	16	7,868	-	-	-100%	16	7,868	-	-	-100%
Madagascar						7	5,300	-	-	-100%
Mali	15	41,702	-	-	-100%	15	41,702	15	34,080	-18%
Morocco	218	151,233	702	986,997	553%	635	535,446	1,568	1,823,398	241%
Mozambique	13	33,611	-	-	-100%	13	33,611	-	-	-100%
Niger	3	9,501	-	-	-100%	6	11,301	-	-	-100%
Nigeria	445	523,207	48	20,954	-96%	452	807,718	163	281,048	-65%
Uganda	-	-	1	10,804		27	22,002	1	10,804	-51%
Democratic Republic of Congo	1,039	2,263,401	164	283,986	-87%	1,099	2,420,694	291	1,019,471	-58%

COUNTRY - AFRICA	April-June 2023		April-June 2024		Evolution (B)/(A)-1	January-June 2023		January-June 2024		Evolution (D)/(C)-1
	Quantity (t)	Fob Value (M.CFAF) (A)	Quantity (t)	Fob Value (M.CFAF) (B)		Quantity (t)	Fob Value (M.CFAF) (C)	Quantity (t)	Fob Value (M.CFAF) (D)	
Sao Tome and Principe	5	1,800	-	-	-100%	5	1,800	-	-	-100%
Senegal	18,187	4,281,621	18,215	3,419,859	-20%	36,598	8,886,283	30,550	6,360,270	-28%
Sierra Leone						-	-	8	4,400	
Sudan						-	-	9	4,250	
Tanzania	-	-	56	62,918		39	54,282	96	117,200	116%
Togo	45	139,631	11	4,300	-97%	75	197,741	42	47,817	-76%
Tunisia	272	78,075	596	240,244	208%	652	156,758	1,226	432,588	176%
Zambia	17	41,526	-	-	-100%	17	41,526	-	-	-100%
Zimbabwe	-	-	24	16,733		45	27,526	24	16,733	-39%
<b>Total AFRICA</b>	<b>26,509</b>	<b>13,549,078</b>	<b>28,751</b>	<b>12,018,674</b>	<b>-11%</b>	<b>52,029</b>	<b>24,835,130</b>	<b>51,323</b>	<b>26,658,891</b>	<b>7%</b>

Source : CNSC

COUNTRY - AMERICA	April-June 2023		April-June 2024		Evolution (B)/(A)-1	January-June 2023		January-June 2024		Evolution (D)/(C)-1
	Quantity (t)	Fob Value (M.CFAF) (A)	Quantity (t)	Fob Value (M.CFAF) (B)		Quantity (t)	Fob Value (M.CFAF) (C)	Quantity (t)	Fob Value (M.CFAF) (D)	
Argentina						66	38,265	-	-	-100%
Brazil	1,414	1,531,969	469	1,008,616	-34%	2,725	2,853,557	1,888	2,719,698	-5%
Canada	550	217,251	959	635,391	192%	1,065	388,673	1,779	1,064,187	174%
Chile	-	-	41	39,143		-	-	41	39,143	
Colombia	21	13,055	42	26,925	106%	21	13,055	46	29,025	122%
Curaçao						-	-	62	27,019	
USA	6,893	7,700,939	8,619	13,994,216	82%	13,729	16,255,973	18,332	29,645,517	82%
Honduras	-	-	24	10,814		-	-	24	10,814	
Mexico	99	98,489	416	380,544	286%	968	1,307,400	416	380,544	-71%
Dominican Republic	404	193,822	416	262,759	36%	684	369,143	871	499,334	35%
Uruguay	326	486,508	265	349,304	-28%	1,361	1,847,493	654	827,241	-55%
<b>Total AMERICA</b>	<b>9,707</b>	<b>10,242,034</b>	<b>11,251</b>	<b>16,707,712</b>	<b>63%</b>	<b>20,618</b>	<b>23,073,559</b>	<b>24,112</b>	<b>35,242,523</b>	<b>53%</b>

Source : CNSC

COUNTRY - ASIA	April-June 2023		April-June 2024		Evolution (B)/(A)-1	January-June 2023		January-June 2024		Evolution (D)/(C)-1
	Quantity (t)	Fob Value (M.CFAF) (A)	Quantity (t)	Fob Value (M.CFAF) (B)		Quantity (t)	Fob Value (M.CFAF) (C)	Quantity (t)	Fob Value (M.CFAF) (D)	
Saudi Arabia	1,178	455,952	465	179,878	-61%	2,456	835,397	979	396,337	-53%
Bangladesh	33,216	29,058,260	64,293	47,646,350	64%	76,697	66,775,049	102,364	86,207,295	29%
China	136,213	18,730,570	126,553	14,387,278	-23%	261,096	34,392,112	232,138	26,675,593	-22%
South Korea	25	63,027	9	25,267	-60%	25	63,027	112	33,900	-46%
United Arab Emirates	1,223	491,400	3,900	900,007	83%	3,840	1,100,998	7,455	1,623,863	47%
Hong Kong SAR China						-	-	19	27,600	
India	4,641	2,061,913	4,689	3,944,994	91%	8,287	3,008,969	8,440	4,734,353	57%
Indonesia	1,482	718,099	2,074	3,979,561	454%	8,172	9,208,350	5,243	11,183,297	21%
Iraq						74	25,848	-	-	-100%
Israel						-	-	18	27,107	
Japan	666	253,794	447	159,864	-37%	1,806	782,928	1,019	783,507	0%
Jordan	-	-	264	138,177		-	-	726	291,919	
Kuwait	-	-	111	49,117		82	32,884	223	96,198	193%
Lebanon	443	177,106	223	101,372	-43%	962	350,592	375	178,737	-49%
Malaysia	5,704	2,300,383	5,122	8,567,533	272%	20,348	17,470,086	17,146	35,278,140	102%
Oman	-	-	79	34,580		-	-	83	47,638	
Pakistan	1,474	1,396,497	1,133	754,839	-46%	1,789	1,491,650	1,289	808,919	-46%
The Philippines						-	-	38	5,822	
Qatar	161	73,627	15	14,312	-81%	201	107,286	15	14,312	-87%
Sri Lanka	-	-	12	4,822		-	-	12	4,822	
Taiwan	3,326	580,357	3,104	457,510	-21%	6,830	1,577,566	6,962	1,150,391	-27%
Thailand	20	32,413	1,081	272,632	741%	735	176,857	1,308	341,478	93%
North Vietnam	66,158	7,852,803	73,430	7,224,224	-8%	145,196	14,839,605	129,168	11,416,249	-23%
South Vietnam	1,301	271,115	2,050	1,166,252	330%	3,865	985,099	3,964	1,453,982	48%
<b>Total ASIA</b>	<b>257,232</b>	<b>64,517,316</b>	<b>289,054</b>	<b>90,008,570</b>	<b>40%</b>	<b>542,459</b>	<b>153,224,304</b>	<b>519,098</b>	<b>182,781,459</b>	<b>19%</b>

Source : CNSC

COUNTRY - EUROPE	April-June 2023		April-June 2024		Evolution (B)/(A)-1	January-June 2023		January-June 2024		Evolution (D)/(C)-1
	Quantity (t)	Fob Value (M.CFAF) (A)	Quantity (t)	Fob Value (M.CFAF) (B)		Quantity (t)	Fob Value (M.CFAF) (C)	Quantity (t)	Fob Value (M.CFAF) (D)	
Albania	17	13,473	93	51,152	280%	209	213,355	93	51,152	-76%
Germany	4,774	7,782,286	6,082	11,253,210	45%	12,790	21,254,719	13,486	27,885,555	31%
Austria	287	230,521	-	-	-100%	348	278,207	-	-	-100%
Belgium	66,096	21,846,888	67,547	31,946,228	46%	119,979	42,902,535	118,229	61,412,343	43%
Cyprus	26	14,258	124	68,735	382%	123	68,293	198	125,788	84%
Croatia	46	37,924	23	15,459	-59%	46	37,924	47	30,905	-19%
Denmark	134	34,730	5,405	948,241	2630%	190	69,071	12,167	2,236,914	3139%
Spain	12,444	7,449,863	12,014	10,419,859	40%	27,078	20,537,201	27,856	27,170,120	32%
Estonia	-	-	38	38,170		791	906,699	501	1,097,601	21%
Finland	-	-	104	97,858		-	-	414	377,346	
France	22,726	20,797,340	27,392	22,375,115	8%	41,329	41,364,156	49,235	45,734,534	11%
Greece	1,456	559,782	1,534	736,399	32%	2,451	1,061,541	3,127	1,499,178	41%
Hungary	-	-	19	2,730		-	-	19	2,730	
Ireland	1,363	749,297	1,458	468,317	-37%	3,492	1,658,561	3,583	1,348,187	-19%
Italy	14,823	12,787,948	17,484	9,971,653	-22%	31,197	25,186,173	34,462	21,900,965	-13%
Latvia	-	-	46	36,422		-	-	92	69,420	
Lithuania	336	219,688	389	555,373	153%	602	380,146	522	657,837	73%
Malta	-	-	26	14,160		21	11,656	26	14,160	21%
Netherlands	9,903	9,366,277	7,674	29,973,451	220%	61,184	81,463,424	83,305	220,268,869	170%
Poland	543	377,579	901	1,289,117	241%	720	487,177	1,801	3,356,054	589%
Portugal	3,050	1,902,309	1,540	1,048,721	-45%	4,886	2,436,193	3,682	3,122,882	28%
Czech Republic	-	-	7	301,390		15	15,000	11	395,574	2537%
Romania	89	53,359	160	93,791	76%	373	260,032	617	423,187	63%
United Kingdom	12,820	3,351,760	16,539	3,575,610	7%	20,064	7,298,820	24,950	7,182,802	-2%
Slovenia	163	99,611	37	71,918	-28%	163	99,611	301	279,999	181%
Switzerland	37	4,500	-	-	-100%	639	911,018	83	17,978	-98%
Turkey	17,798	10,486,503	12,274	12,045,164	15%	36,035	26,406,702	24,466	26,371,521	0%
<b>Total EUROPE</b>	<b>168,930</b>	<b>98,165,898</b>	<b>178,910</b>	<b>137,398,244</b>	<b>40%</b>	<b>364,727</b>	<b>275,308,217</b>	<b>403,273</b>	<b>453,033,601</b>	<b>65%</b>

Source : CNSC

COUNTRY - OCEANIA	April-June 2023		April-June 2024		Evolution (B)/(A)-1	January-June 2023		January-June 2024		Evolution (D)/(C)-1
	Quantity (t)	Fob Value (M.CFAF) (A)	Quantity (t)	Fob Value (M.CFAF) (B)		Quantity (t)	Fob Value (M.CFAF) (C)	Quantity (t)	Fob Value (M.CFAF) (D)	
Australia	-	-	51	93,240		46	49,062	51	93,240	90%
<b>Total OCEANIA</b>	<b>-</b>	<b>-</b>	<b>51</b>	<b>93,240</b>		<b>46</b>	<b>49,062</b>	<b>51</b>	<b>93,240</b>	<b>90%</b>

Source : CNSC

## 1.2. Inbound traffic per country

COUNTRY - AFRICA	April-June 2023		April-June 2024		Evolution (B)/(A)-1	January-June 2023		January-June 2024		Evolution (D)/(C)-1
	Quantity (t)	Fob Value (M.CFAF) (A)	Quantity (t)	Fob Value (M.CFAF) (B)		Quantity (t)	Fob Value (M.CFAF) (C)	Quantity (t)	Fob Value (M.CFAF) (D)	
South Africa	26,860	11,993	22,163	8,581	-28%	37,663	20,581	49,346	11,647	-43%
Algeria	57,164	1,600	468	72	-96%	198,349	5,513	781	256	-95%
Angola	288	116	5,001	1,543	1226%	3,322	1,954	7,814	2,608	33%
Benin	85	43	35	26	-39%	91	46	82	66	42%
Congo - Brazzaville	117	288	83,162	3,794	1218%	6,715	2,877	112,935	5,246	82%
Côte d'Ivoire	22,250	14,501	30,642	17,020	17%	31,763	21,466	36,507	20,273	-6%
Djibouti	5	5	2	2	-54%	23	28	10	6	-77%
Egypt	232,001	7,305	213,099	7,416	2%	491,684	19,445	346,685	14,463	-26%
Gabon	17,022	14,570	3,241	3,389	-77%	32,003	24,858	4,742	4,611	-81%
Ghana	7,813	3,560	8,161	2,990	-16%	16,831	7,710	27,958	11,127	44%
Guinea	13,132	3,416	37,378	9,515	179%	50,406	13,076	37,398	9,517	-27%
Equatorial Guinea	8	28	2	1	-96%	6,286	2,412	84	400	-83%
Réunion Island	2	-	-	-	-	2	-	-	-	-
Mauritius Island	7	4	287	104	2478%	7	4	441	284	6946%
Kenya	10	18	11	49	179%	44	63	22	57	-8%
Liberia	16,578	11,883	42	24	-100%	26,051	18,747	3,555	2,195	-88%
Madagascar	-	-	6	3	-	-	-	6	3	-
Morocco	88,723	6,253	67,621	7,721	23%	166,143	20,263	75,237	14,940	-26%
Mauritania	5,114	3,394	13,522	9,777	188%	33,025	17,961	32,935	23,357	30%
Mozambique	492	68	-	-	-100%	492	68	6	3	-96%
Namibia	21,454	372	24,875	3,903	949%	45,999	784	24,895	3,966	406%
Nigeria	65,679	17,645	177,308	6,987	-60%	79,627	23,633	323,018	11,835	-50%
Democratic Republic of Congo	6	5	-	-	-100%	11	15	-	-	-100%
Sao Tome and Principe	-	-	-	-	-	325	202	-	-	-100%
Senegal	6,057	3,790	5,709	3,864	2%	15,574	10,144	10,206	6,986	-31%
Sierra Leone	-	-	6	9	-	50	11	1,766	905	8068%
Sudan	-	-	20	2	-	-	-	20	2	-
Tanzania	-	-	140	78	-	-	-	277	171	-
Togo	365,179	212,000	245,072	127,659	-40%	668,668	427,790	417,820	218,420	-49%
Tunisia	20,709	2,674	32,017	2,960	11%	50,911	5,653	62,080	5,396	-5%
<b>Total AFRICA</b>	<b>966,756</b>	<b>315,531</b>	<b>969,989</b>	<b>217,491</b>	<b>-31%</b>	<b>1,962,067</b>	<b>645,304</b>	<b>1,576,627</b>	<b>368,741</b>	<b>-43%</b>

Source : CNSC

COUNTRY - AMERICA	April-June 2023		April-June 2024		Evolution (B)/(A)-1	January-June 2023		January-June 2024		Evolution (D)/(C)-1
	Quantity (t)	Fob Value (M.CFAF) (A)	Quantity (t)	Fob Value (M.CFAF) (B)		Quantity (t)	Fob Value (M.CFAF) (C)	Quantity (t)	Fob Value (M.CFAF) (D)	
Antigua and Barbuda	2,922	9,682	-	-	-100%	2,922	9,682	-	-	-100%
Argentina	25,834	6,296	88,122	19,775	214%	56,405	16,959	112,644	26,157	54%
Brazil	46,458	10,624	73,230	20,287	91%	103,717	27,559	171,391	40,640	47%
Canada	30,510	10,010	20,458	5,455	-46%	54,836	18,659	68,889	17,193	-8%
Chile	4,633	2,690	7,758	3,916	46%	12,672	7,699	17,761	9,949	29%
Colombia	268	188	123	92	-51%	304	236	158	118	-50%
Costa Rica	14	36	-	-	-100%	60	161	15	31	-81%
USA	21,374	16,613	11,439	14,138	-15%	45,127	39,419	40,213	33,667	-15%
Guatemala	43	109	-	-	-100%	43	109	21	53	-51%
Guyana	3	-	-	-		3	-	-	-	
Jamaica	-	-	12	2,980		-	-	12	2,980	
Mexico	660	1,511	491	1,633	8%	818	1,787	1,161	4,018	125%
Nicaragua						24	7	25	7	0%
Panama						5	36	3	26	-27%
Peru	4,570	2,934	-	-	-100%	19,119	13,285	1,637	922	-93%
Saint Vincent and the Grenadines	-	-	5,440	33,782		-	-	6,967	34,754	
Uruguay	331	502	537	609	21%	4,282	4,002	1,844	1,520	-62%
<b>Total AMERICA</b>	<b>137,620</b>	<b>61,195</b>	<b>207,608</b>	<b>102,666</b>	<b>68%</b>	<b>300,338</b>	<b>139,600</b>	<b>422,741</b>	<b>172,036</b>	<b>23%</b>

Source : CNSC

COUNTRY - OCEANIA	April-June 2023		April-June 2024		Evolution (B)/(A)-1	January-June 2023		January-June 2024		Evolution (D)/(C)-1
	Quantity (t)	Fob Value (M.CFAF) (A)	Quantity (t)	Fob Value (M.CFAF) (B)		Quantity (t)	Fob Value (M.CFAF) (C)	Quantity (t)	Fob Value (M.CFAF) (D)	
Australia	226	59	118	28	-52%	276	124	5,716	84,531	67965%
New-Zealand	6,529	6,405	11,751	9,650	51%	15,063	13,372	14,560	12,531	-6%
Vanuatu	-	-	2,301	16,509		-	-	2,301	16,509	
<b>Total OCEANIA</b>	<b>6,755</b>	<b>6,464</b>	<b>14,170</b>	<b>26,187</b>	<b>305%</b>	<b>15,339</b>	<b>13,497</b>	<b>22,577</b>	<b>113,571</b>	<b>741%</b>

Source : CNSC

COUNTRY - ASIA	April-June 2023		April-June 2024		Evolution (B)/(A)-1	January-June 2023		January-June 2024		Evolution (D)/(C)-1
	Quantity (t)	Fob Value (M.CFAF) (A)	Quantity (t)	Fob Value (M.CFAF) (B)		Quantity (t)	Fob Value (M.CFAF) (C)	Quantity (t)	Fob Value (M.CFAF) (D)	
Saudi Arabia	123,868	4,498	29,588	1,619	-64%	187,447	7,993	90,858	4,003	-50%
Bahrain	459	148	302	153	3%	483	152	595	286	88%
Bangladesh	532	237	493	209	-12%	1,086	623	996	513	-18%
Cambodia						10	5	-	-	-100%
China	313,715	178,446	438,218	181,767	2%	552,586	360,362	691,360	340,247	-6%
South Korea	4,730	3,449	6,452	4,055	18%	8,517	6,682	35,101	8,773	31%
United Arab Emirates	20,308	11,912	148,873	15,986	34%	40,291	25,013	325,805	36,817	47%
Hong Kong SAR China	291	578	42	34	-94%	442	636	118	61	-90%
India	184,157	70,190	118,472	72,103	3%	384,818	147,211	232,225	134,952	-8%
Indonesia	31,075	12,778	45,510	16,813	32%	69,270	27,916	71,321	25,539	-9%
Israel	69	54	138	47	-13%	796	2,082	165	50	-98%
Japan	3,875	4,165	3,819	3,633	-13%	6,512	6,891	7,407	6,632	-4%
Jordan	757	495	646	378	-24%	1,865	1,473	913	548	-63%
Kuwait	121	72	671	426	495%	290	185	941	586	216%
Lebanon	829	1,174	670	2,161	84%	1,593	1,948	1,069	3,253	67%
Malaysia	6,613	4,631	12,551	5,895	27%	12,300	8,967	44,082	18,681	108%
Myanmar	-	-	16,117	2,934		-	-	41,192	11,988	
Oman	793	584	4,110	2,986	411%	7,144	6,101	11,479	8,338	37%
Pakistan	27,947	2,072	48,696	10,445	404%	28,822	2,543	194,392	50,324	1879%
The Philippines	967	640	-	-	-100%	4,651	3,380	522	293	-91%
Qatar	22,007	8,788	1,308	869	-90%	52,242	21,637	3,613	2,255	-90%
Singapore	7,671	7,396	4,583	4,950	-33%	8,570	9,203	8,270	9,762	6%
Sri Lanka	70	63	33	38	-41%	185	207	67	179	-13%
Syria						-	-	12	4	
Taiwan	647	904	406	457	-49%	1,373	1,858	913	965	-48%
Thailand	52,322	17,524	67,121	18,093	3%	135,318	43,342	90,980	31,043	-28%
North Vietnam	5,190	2,613	6,812	2,722	4%	8,231	4,270	7,290	3,038	-29%
South Vietnam	2,709	1,168	6,014	11,981	926%	6,251	2,680	9,621	14,326	435%
South Yemen	28	20	-	-	-100%	701	11,016	-	-	-100%
<b>Total ASIA</b>	<b>811,751</b>	<b>334,598</b>	<b>961,645</b>	<b>360,752</b>	<b>8%</b>	<b>1,521,795</b>	<b>704,375</b>	<b>1,871,308</b>	<b>713,456</b>	<b>1%</b>

Source : CNSC

## 2. Tonnage per Port

COUNTRY - AFRICA	PORTS	April-June 2023		April-June 2024		Jan-June 2023		Jan-June 2024	
		Export	Import	Export	Import	Export	Import	Export	Import
South Africa	Cape Town	192	2,712	113	2,326	334	5,418	325	4,300
	Coega		3,023		275		3,043		299
	Durban	264	21,115	450	19,469	649	29,191	533	44,643
	Johannesburg	-		8		20		11	
	Port Elizabeth	41	10	-	93	41	10	-	104
Algeria	Alger	844	544	673	11	1,527	3,024	2,253	147
	Annaba						51,413		-
	Béjaïa	43		466		43		466	
	Djen Djen		56,350		-		86,412		152
	Ghazaouet					55		-	
	Oran		270		457		57,500		482
Angola	High Sea, Angola		288		-		3,278		2,732
	Luanda	65	-	561	5,001	66	44	1,450	5,082
Benin	Cotonou	5	85	1	35	5	91	130	82
Burundi	Bujumbura					20		-	
Cape Verde	Mindelo	42		19		42		65	
	Praia	-		19		-		19	
Congo - Brazzaville	Pointe-Noire	2,983	117	1,443	83,162	4,676	139	3,278	112,935
	Thunder Bay						6,576		-
Côte d'Ivoire	Abidjan	271	13,250	2,363	30,642	799	22,764	2,879	36,507
	San-Pedro		9,000		-		9,000		-
Djibouti	Djibouti		5		2		23		10
Egypt	Alexandria	162	3,063	360	6,714	473	7,471	1,478	12,693
	Damietta	-	628	16	297	18	1,564	48	875
	El Arish						-		17,000
	El Qahira	-		26		-		26	
	El-Dhekelia		57,130		86,856		57,149		143,606
	Port-Saïd		171,147		119,042		425,467		172,317
	Sokhna		33		190		33		194
Gabon	Libreville	4	438	949	3,061	928	910	1,312	3,866
	Owendo		13,849		0		28,358		0
	Port Gentil	31	2,735	0	180	161	2,735	177	876
Ghana	Accra					24		-	
	Takoradi	-	745	14	2,391	201	745	14	3,314
	Tema	16	7,068	25	5,770	16	16,085	30	24,643
Guinea	Conakry	38	13,132	79	37,378	46	50,406	125	37,398
Guinea Bissau	Bissau					-		505	
Equatorial Guinea	Bata	71		386		457	-	465	25
	Luba	-	8	43	2	-	377	43	59
	Malabo	605		130		757	5,909	308	-
Réunion Island	Longoni	60		22		60		185	
	Pointe des Galets	366	2	104	-	586	2	406	-
	Port Reunion	74		338		74		383	
Mauritius Island	Port-Louis	55	7	319	287	228	7	410	441
Kenya	Mombasa	-	10	5	11	20	44	5	22
Liberia	Buchanan		2,503		-		5,004		-
	Greenville		13,023		-		17,519		-
	Monrovia		1,051		42		3,528		3,555
Libya	Benghazi	16		-		16		-	
Madagascar	Antananarivo					5		-	
	Tamatea		-		6	2	-	-	6
Mali	Bamako	15		-		15		15	
Morocco	Agadir	83	30,525	149	33,225	308	92,555	149	38,180
	Casablanca	135	1,377	553	3,031	328	3,998	1,370	5,647
	High Sea, Morocco						120		-
	Jorf Lasfar		56,579		4,400		68,679		4,400
	Safi		-		26,950		-		26,950

COUNTRY - AFRICA	PORTS	April-June 2023		April-June 2024		Jan-June 2023		Jan-June 2024	
		Export	Import	Export	Import	Export	Import	Export	Import
	Tanger Med		138		15	-	427	18	54
	Tanger Ville		104		-	-	365	30	6
Mauritania	High Sea, Mauritania		2,057		7,425		3,509		19,439
	Nouadhibou		2,684		5,869		27,774		13,210
	Nouakchott		373		228		1,742		286
Mozambique	Beira	13		-		13		-	
	Maputo		492		-		492		6
Namibia	High Sea, Namibia		-		2		-		2
	Walvis Bay		21,454		24,873		45,999		24,894
Niger	Niamey	3		-		6		-	
Nigeria	Apapa	418	57,860	-	176,978	425	60,101	101	322,513
	Lagos	20	3,436	-	33	20	13,936	-	96
	Onne		129		-	-	146	2	-
	Port Harcourt	7	3,356	-	-	7	4,175	11	-
	Tincan Island	-	898	48	297	-	1,269	48	408
Uganda	Port Bell	-		1		27		1	
Democratic Republic of Congo	Banana		6		-		6		-
	Goma	-		6		-		32	
	Kinshasa	1,000		87		1,057		87	
	Lubumbashi							12	
	Matadi	39		71		42	5	160	-
Sao Tome and Principe	Sao Tome	5		-		5	325	-	-
Senegal	Dakar	18,187	6,057	18,215	5,709	36,579	15,574	30,550	10,206
	Thiès					19		-	
Sierra Leone	Freetown		-		6	-	50	8	1,766
Sudan	Port-Sudan		-		20	-	-	9	20
Tanzania	Dar es Salaam	-	-	56	140	39	-	96	277
Togo	Lome	45	365,179	11	245,072	75	668,668	42	417,820
Tunisia	Bizerte		238		-		1,242		-
	Radès		581		228		939		322
	Sfax	272	12,022	461	18,555	652	28,879	1,010	39,219
	Sousse						-		137
	Tunis	-	7,868	136	13,234	-	19,851	216	22,402
Zambia	Lusaka	17		-		17		-	
Zimbabwe	Victoria	-		24		45		24	

Source : CNSC

COUNTRY - OCEANIA	PORTS	April-June 2023		April-June 2024		Jan-June 2023		Jan-June 2024	
		Export	Import	Export	Import	Export	Import	Export	Import
Australia	Adelaide						-		5,483
	Brisbane						11		-
	Fremantle						19		45
	Melbourne		78		56		78		80
	Newcastle					25		-	
	Sydney	-	148	51	62	20	168	51	108
New- Zealand	Auckland		115		-		687		-
	Lyttelton		3,815		5,389		6,361		6,341
	Nelson		365		-		4,355		87
	Port Chalmers		1,747		6,117		1,911		7,732

Source : CNSC

COUNTRY - AMERICA	PORTS	April-June 2023		April-June 2024		Jan-June 2023		Jan-June 2024	
		Export	Import	Export	Import	Export	Import	Export	Import
Antigua and Barbuda	St. Johns		2,922		-		2,922		-
Argentina	Buenos Aires		301		2,128	66	1,602	-	4,257
	Lima		-		7,578		-		7,578
	Mar del Plata		-		58		1,067		58
	Rosario		233		24,228		280		24,622
	San Lorenzo		25,300		54,129		53,277		76,129
	Zárate						179		-
Brazil	Areia Branca		24,700		24,900		49,600		49,100
	Itapoá		514		27		1,247		54
	Maceio						-		20,000
	Natal						192		-
	Navegantes		83		20	61	930	-	24
	Paranaguá		89		126		2,192		1,125
	Rio de Janeiro		-		4	21	-	-	31
	Rio Grande		84		286	-	597	127	448
	Salvador	546		344		1,011		810	
	San Juan	23		-		23		-	
	Santos	844	19,662	125	46,342	1,608	45,466	927	72,723
	Suape		1,083		935		3,250		935
	Terminal Termisa						-		24,000
	Vitoria		244		588	-	244	25	2,950
Canada	Baie - Comeau		-		8,000		-		8,000
	Corner Brook		294		-		596		-
	Halifax					5	14	-	106
	Montreal	424	1,970	462	2,446	892	3,353	819	5,033
	Quebec	-	18,787	21	10,000	-	28,787	21	37,500
	Saint John		9,460		-		22,018		18,150
	Toronto	126		476		168		939	
	Vancouver		-		11		69		99
Chile	Coquimbo		-		54		-		54
	Coronel		2,020		394		2,161		394
	High Sea, Chile		-		5,302		2,363		15,172
	Iquique						217		133
	Lirquen		-		168		-		168
	San Antonio	-	4	41	-	-	4	41	-
	San Vicente		2,610		1,840		7,929		1,840
Colombia	Barranquilla	21		-		21		-	
	Carthagène COL	-	72	42	123	-	108	46	158
	Santa Marta		196		-		196		-
Costa Rica	Moín		14		-		57		15
	Puerto Limón						3		-
Curaçao	Willemstad					-		62	
USA	Baltimore	345	1,267	454	769	1,401	2,092	1,515	2,398
	Boston	279	10	-	-	298	28	-	-
	Chalmette						8,400		8,411
	Charleston	206	245	151	296	346	447	170	443

COUNTRY - AMERICA	PORTS	April-June 2023		April-June 2024		Jan-June 2023		Jan-June 2024	
		Export	Import	Export	Import	Export	Import	Export	Import
	Elizabeth		-		5		-		5
	Everglades	200		-		200		-	
	Freeport		149		106		370		257
	Gramercy		8,400		-		8,400		-
	Hopewell						6,000		-
	Houston	147	3,350	144	3,491	253	6,877	214	7,420
	Jacksonville		3		38		19		38
	Lake Charles		3,710		3,494		3,710		3,494
	Long Beach		20		341		72		373
	Los Angeles	62	110	24	73	123	178	127	127
	Miami	551	54	282	40	959	92	647	49
	Mobile	248		306		352	-	814	674
	New York	1,928	1,310	3,012	758	3,859	2,643	5,860	1,344
	Newark	1,216	461	1,444	481	2,169	798	3,577	846
	Norfolk	411	369	1,987	400	729	722	3,418	1,148
	New-Orleans	-	-	505	113	-	65	890	167
	Oakland		123		82		218		194
	Philadelphia	73		20		683		122	
	Providence		1		-		4		3
	Savannah	603	1,939	211	940	1,552	3,982	829	1,869
	Seattle	348	101	77	11	413	459	105	779
	Stafford	4		-		4		-	
	Texas City	28		-		28	-	14	10,172
	Washington					55		27	
	Wilmington	246	-	-	2	306	-	-	2
Guatemala	Santo Tomás de Castilla		43		-		43		21
Guyana	Dégrad des Cannes		3		-		3		-
Honduras	Puerto Cortes	-		24		-		24	
Jamaica	Rocky Point		-		12		-		12
Mexico	Altamira		602		473		632		1,089
	Ensenada	76	29	25	-	76	29	25	29
	Vera cruz	22	29	391	18	891	157	391	43
Nicaragua	Corinto						24		25
Panama	Cristobal						5		-
	Rodman						-		3
Peru	Callao		4,570		-		4,570		4
	Haute mer Pérou						14,549		1,633
Dominican Republic	Caucedo	404		416		684		871	
Saint Vincent and the Grenadines	Kingstown		-		5,440		-		6,967
Uruguay	Montevideo	326	331	265	537	1,361	4,282	654	1,844

Source : CNSC

COUNTRY - ASIA	PORTS	April-June 2023		April-June 2024		Jan-June 2023		Jan-June 2024		
		Export	Import	Export	Import	Export	Import	Export	Import	
Saudi Arabia	Ad Dammam		108		603		495		1,037	
	Al Jubail		812		139		1,700		688	
	Dammam	218	27	149	28,000	398	52	278	28,151	
	Jeddah	809	805	316	821	1,666	2,123	702	1,470	
	King Abdullah Port	150	122,117	-	25	393	183,078	-	102	
	Yanbu						-		59,410	
Bahrain	Bahrain		459		38		483		331	
	Khalifa bin Salman		-		264		-		264	
Bangladesh	Chattogram		432		259		785		761	
	Chittagong	33,216	100	64,293	234	76,697	301	102,364	235	
Cambodia	Sihanoukville						10		-	
China	Bayuquan		24,050		-		24,050		-	
	Beijiao		31		48		184		52	
	Caofeidian		-		93		3,010		20,093	
	Changsha		20		-		20		-	
	Changzhou		422		2,975		1,376		8,014	
	Chongqing		232		283		433		510	
	Dafeng		37		-		50		23	
	Dalian	15	2,669	-	4,845	15	9,855	13	7,166	
	Dongguan		-		7,025		-		7,025	
	Foshan		-		19		-		19	
	Fuqing		87		-		1,192		524	
	Fuzhou		7,786		2,906		13,533		6,812	
	Gāolán		55		1,066		182		1,193	
	Gaoming		1,695		907		2,963		2,979	
	Gaoshi		168		141		262		452	
	Gaoyao		811		-		811		28	
	Guangzhou		29		18		178		46	
	Haikou		433		189		1,153		354	
	High Sea, China		3,000		-		3,000		-	
	Hefei		8		-		9	8	-	8
	Huangpu	28	409	-	426	70	843	14	1,072	
	Jiangmen		1,391		2,030		2,418		3,302	
	Jiangyin		853		-		1,573		448	
	Jingjiang	344		-		899		-		
	Jiujiang		1,634		1,166		6,807		4,083	
	Lanbei		21,380		-		21,380		-	
	Lianyungang		8,232		14,965		9,996		22,420	
Longkou		1,520		-		1,520		-		
Mawei		-		24		308		87		
Nanchang		55		6		55		87		
Nanjing		1,112		51,251	102	1,812	-	52,796		

COUNTRY - ASIA	PORTS	April-June 2023		April-June 2024		Jan-June 2023		Jan-June 2024	
		Export	Import	Export	Import	Export	Import	Export	Import
Nansha		7,105	47,390	6,606	54,519	9,922	82,525	11,606	99,906
Nantong			24		118,177		76		118,232
Ningbo		1,199	38,679	802	39,284	1,548	67,331	1,772	73,235
Qingdao		1,807	40,781	757	39,171	2,389	74,332	2,200	74,474
Qinhuangdao			-		216		55		272
Qinzhou			983		350		1,651		1,592
Rongqi			11		-		11		-
Sanbu							281		-
Sanrong			3,630		222		6,709		583
Sanshui			470		-		763		216
Shandong		46		-		46		-	
Shanghai		3,411	35,116	5,095	19,054	9,599	55,793	8,456	44,802
Shantou			661		846		1,184		1,363
Shekou			6,128		4,131		12,309		8,957
Shenzhen			11		-		67		4
Shunde			24		30		86		151
Taicang			-		48		-		79
Taishan							139		-
Taizhou			39		105		51		134
Tianji Xingang		87	7,087	27	5,255	194	12,228	448	12,773
Tianjin		219	20,918	617	27,473	219	67,948	637	48,735
Waihai			54		8		92		31
Weihai			27		56		189		166
Wenzhou			326		447		825		690
Wu Chong Kou			155		-		155		-
Wuhan			3,476		4,369		3,581		4,600
Wuhu			60		754		543		1,055
Wuzhou			-		28		134		100
Xiamen		1,010	8,267	706	7,677	1,632	15,672	1,652	14,978
Xiaolan			78		115		209		187
Xingang		-	14,311	103	14,988	-	26,350	146	28,364
Yangpu			59		381		146		520
Yangzhou			1,207		46		1,272		825
Yantian		664	1,626	257	1,334	769	3,856	770	2,264
Yi Chang			27		25		79		84
Yueyang							-		30
Yunfu			30		56		58		56
Zha Pu			21		52		21		64
Zhangjiagang		120,278	3,150	111,246	7,403	233,683	5,235	204,086	9,019
Zhanjiang		-	489	337	28	-	587	337	49
Zhaoqing			-		971		499		2,339
Zhenjiang			70		-		210		359
Zhongshan			70		84		203		239

COUNTRY - ASIA	PORTS	April-June 2023		April-June 2024		Jan-June 2023		Jan-June 2024	
		Export	Import	Export	Import	Export	Import	Export	Import
	Zhuhai		142		133		163		242
South Korea	Busan	25	3,366	9	4,813	25	6,282	112	9,613
	Gwangyang		44		166		59		279
	Incheon		1,250		928		2,106		24,182
	Kwangyang		70		497		70		594
	PyeongTaek		-		48		-		434
United Arab Emirates	Abu Al Bukhoosh		-		40		-		78
	Abu Dhabi		51		53		124		174
	Ajman						-		140
	Dubai	191	65	85	35	301	163	744	123
	Fujairah		-		3,083		-		3,083
	Jebel Ali	1,032	19,997	3,814	23,359	3,539	39,540	6,710	52,920
	Jebel Dhanna		23		-		23		-
	Mina Saqr		-		122,304		-		269,271
	Ras Al Khaimah		171		-		429		15
Sharjah						12		-	
Hong Kong SAR China	Hong Kong		291		42	-	442	19	118
India	Bangalore						-	97	
	Chennai		177		683		449		1,299
	Cochin		-		81		42		108
	Ennore	80	2,201	39	1,937	335	3,717	66	3,528
	Haldia		54		529		162		1,087
	Hazira		1,342		1,887		3,809		4,672
	Kakinada		75,035		54,179		150,848		63,709
	Kandla		64,878		26,073		111,697		90,774
	Kattupalli		-		46		-		51
	Kolkata	28	401	56	289	55	461	56	1,683
	Krishnapatnam		28		-		28		-
	Ludhiana		-		2,023		-		2,023
	Madras	330			-	330		424	
	Mangalore	290	18		18	721	92	95	18
	Mumbai		9		-		27		-
	Mundra	212	23,933	879	14,460	230	44,438	982	25,889
	New Delhi					146		20	
	New Mangalore		18	130	-	-	17,185	207	-
	Nhava Sheva	1,206	13,739	120	14,363	1,687	41,387	616	27,139
	Pipavav		904		3,137		7,311		7,549
Tuticorin	2,495	273	1,402	249	4,782	553	3,815	766	
Visakhapatnam		1,147	41	540		2,611	41	2,934	
Indonesia	Amamapare		1,713		-		1,713		-
	Batam		51		559		51		559
	Belawan		586		51		1,612		822

COUNTRY - ASIA	PORTS	April-June 2023		April-June 2024		Jan-June 2023		Jan-June 2024	
		Export	Import	Export	Import	Export	Import	Export	Import
	Jakarta	1,423	338	1,626	319	6,248	639	4,103	1,059
	Jambi, Sumatra		-		23		-		23
	Perawang		454		124		1,398		574
	Pontianak, Kalimantan	-		64		-		64	
	Poso, Sulawesi		25,025		40,915		59,248		61,261
	Semarang		-		26	-	152	66	55
	Surabaya	59	522	384	929	1,620	1,199	911	3,217
	Tanjung Pelepas	1	144	100	77	1	166	503	163
	Tanjung Perak		1,629		1,551		1,676		1,857
	Tanjung Priok		613		936	304	1,417	100	1,731
Iraq	Basra					74		-	
Israel	Ashdod		69		105		780		105
	Haifa		-		33	-	15	18	59
Japan	Akita	-		20		-		20	
	Hakata	-	22	24	55	24	22	48	107
	Kobe		805		952		1,498		1,653
	Moji						4		-
	Nagoya	505	200	403	218	1,418	316	755	270
	Naha		47		-		66		21
	Nanao		-		31		-		31
	Osaka		26		126		26		144
	Tokyo	161	-	-	0	161	-	41	22
	Tomakomai		51		-		151		16
Yokohama		2,723		2,436	204	4,429	155	5,144	
Jordan	Aqaba	-	757	264	646	-	1,865	726	913
Kuwait	Shuaiba		-		531	82	51	-	784
	Shuwaikh	-	121	111	140	-	240	223	157
Lebanon	Beirut	443	829	223	670	962	1,593	375	1,069
Malaysia	Bintulu, Sarawak						202		-
	Kemaman		-		7,243		-		34,859
	Pasir Gudang	1,666	77	2,156	80	11,975	257	11,576	90
	Penang	22	293	100	167	90	692	100	249
	Port Kelang	4,015	6,243	2,766	5,061	8,282	11,149	4,967	8,884
	Tanjung Pelepas	1	144	100	77	1	166	503	163
Myanmar	Yangon		-		16,117		-		41,192
Oman	Duqm		293		-		5,462		5,446
	Salalah						-		37
	Sohar	-	501	79	4,110	-	1,682	83	5,997
Pakistan	Karachi	870	27,307	779	4,568	1,184	27,588	935	38,548
	Muhammad Bin Qasim	605	-	353	56	605	137	353	4,435
	Port Qasim		640		44,071		1,097		151,409

COUNTRY - ASIA	PORTS	April-June 2023		April-June 2024		Jan-June 2023		Jan-June 2024	
		Export	Import	Export	Import	Export	Import	Export	Import
The Philippines	Davao		967		-		3,596		509
	Manille					-	-	38	13
	Panabo City						1,055		-
Qatar	Doha	135	91	15	132	135	93	15	132
	Hamad	26	30	-	551	65	272	-	1,007
	Mesaieed		21,886		625		51,877		2,474
Singapore	Singapore		7,671		4,583		8,570		8,270
Sri Lanka	Colombo	-	70	12	33	-	185	12	67
Syria	Lattaquie						-		12
Taiwan	Kaohsiung	2,248	628	2,672	286	4,899	1,303	5,326	723
	Keelung	-	19	134	90	89	22	521	142
	Taichung	1,078	-	298	30	1,842	29	1,115	48
	Taipei						20		-
Thailand	Bangkok		97		49	27	235	27	1,472
	Koh Sichang		47,212		62,291		123,430		62,291
	Laem Chabang	-	5,013	765	4,781	612	11,652	765	27,217
	Lat Krabang	20		116		96		216	
	Unithai	-		200		-		300	
North Vietnam	Haiphong	60,581	1,110	64,146	396	125,061	1,920	113,488	622
	Hanoi	5,577		9,284		20,135		15,591	
	Vung Tau		4,081		6,417	-	6,311	89	6,668
South Vietnam	Cai Lan		-		3,247		-		3,247
	Cát Lái	119	-	499	27	960	-	499	27
	Da Nang	-		219		141		219	
	Ho Chi Minh City	1,182	2,709	1,332	2,740	2,763	6,251	3,246	6,346
South Yemen	Aden						57		-
	Mukalla		28		-		644		-

Source : CNSC


COUNTRY - EUROPE	PORTS	April-June 2023		April-June 2024		Jan-June 2023		Jan-June 2024	
		Export	Import	Export	Import	Export	Import	Export	Import
Albania	Durrës	17		93		209		93	
Germany	Bremen		25		-	4	25	-	-
	Bremerhaven	250	3,467	950	1,787	362	6,570	1,617	4,658
	Drensteinfurt	18		19		18		37	
	Dresden	18		18		18		18	
	Hamburg	4,485	22,022	5,095	6,080	12,387	55,475	11,814	15,154
	Leipzig	2		-		2		-	
	Mukran		-		19,000		-		19,000
	Rostock		55,400		-		74,400		16,300
	Wilhelmshaven						24		24
Austria	Geretsberg	287		-		348		-	
Belgium	Antwerp	66,096	91,231	67,547	183,932	119,960	146,314	118,214	279,801
	Brussels					20		15	
Bulgaria	Bourgas		27		-		27		55
	Varna		48		1,519		161		1,617
Cyprus	Limassol	26	133	124	37	123	279	198	545
Croatia	Ploce						152		-
	Rijeka	46	2,518	23	17	46	3,171	47	250
Denmark	Aalborg						-		11
	Aarhus	134	79	5,405	30	190	108	12,167	111
	Callumbourg		-		4		-		4
	Copenhagen		315		330		720		520
	Esbjerg		15		-		15		-
	Fredericia		107		-		277		64
Spain	Algésiras	931	760	946	1,094	1,902	1,540	1,116	1,527
	Alicante		37		37		136		93
	Almería		507		640		1,333		16,146
	Barcelona	2,467	96,728	1,949	3,233	5,501	187,949	5,348	34,799
	Bilbao	137	4,221	800	4,690	1,362	5,097	2,341	9,174
	Carboneras						20,200		-
	Carthagène ESP	-	4	468	171	-	4	468	245
	Castellon		-		5,350		-		5,350
	Castellón de la Plana		-		1,000		-		1,000
	Garrucha		44,140		67,950		59,140		67,950
	Gerona	11		-		23		-	
	Gijón		413		431	64	1,228	-	1,232
	La Corogne					24		-	
	Las Palmas	128	408	17	1,005	218	1,680	58	2,562
	Madrid	0		-		0		-	
	Málaga		47		17		47		17
	Marin	123	19	253	-	235	90	430	122
	Pontevedra						-		14
	Port of Barcelona		-		23		-		23
	Sagunt		3,051		14		3,051		14
	Santa Cruz de Tenerife	41		-		41		25	
	Tarragone						2,415		1,700
	Tenerife	27		-		27		-	
Valence	8,436	10,644	7,510	10,352	16,478	17,887	17,897	20,059	
Vigo	142	388	70	374	1,201	1,204	159	1,022	
Estonia	Muuga					46,610			-
	Tallinn	-	5	38	-	791	42	501	-
Finland	Helsinki		217		128	-	469	1	228
	Kotka	-	11,355	104	11,865	-	25,898	413	35,442
	Oulu		71		60		118		501
	Rauma		26		61		984		86
	Uusikaupunki		5,332		-		5,336		-

COUNTRY - EUROPE	PORTS	April-June 2023		April-June 2024		Jan-June 2023		Jan-June 2024	
		Export	Import	Export	Import	Export	Import	Export	Import
France	Angers	560		84		705		103	
	Bassens		278		345	17	588	12	693
	Bordeaux	-		3		-		3	
	Brest	-	809	4	48	-	929	4	121
	Caen	886		1,360		2,327		2,612	
	Damville					-		10	
	Dunkerque		2,775		2,855	119	4,435	-	4,849
	Fos-sur-Mer	3,235	3,239	-	4,774	7,275	22,438	3,232	5,843
	Gennevilliers					-		7	
	La Pallice	4,209	13,400	1,454	-	7,181	19,041	2,043	0
	La Rochelle-Pallice	908		122		1,335		304	
	Lavéra						-		4,501
	Le Havre	3,393	15,382	1,527	11,821	5,759	27,290	3,462	23,094
	Marseille	58	1,413	240	1,060	570	2,227	261	2,657
	Montoir-de-Bretagne	143	960	-	884	143	2,413	-	1,860
	Montreuil					14		-	
	Paris					-		17	
	Port de Bouc	-		3		-		14	
	Port Vendres	2,204	1,703	16,520	1,685	2,889	2,863	24,393	3,292
	Rouen	7,074	43,616	6,031	107,094	12,938	121,148	12,637	173,426
Sete		-		12		-		12	
Sète		31		31		51		63	
Toulouse	4		-		4		-		
Villenoy	53		44		53		120		
Georgia	Poti						157		-
Greece	Aspropirgos	24		-		24		-	
	Le Pirée	727	363	532	821	1,168	1,136	1,075	1,720
	Thessalonica	705	24	1,002	14	1,259	83	2,052	94
	Volos		-		890		-		890
Hungary	Budapest	-	-	19	8	-	-	19	8
Faeroe Islands	High Sea, Faeroe Islands		-		7,985		-		7,985
	Kollafjordur		5,416		-		5,416		-
	Runavik		5,278		-		5,278		-
Ireland	Aughinish		12,416		-		12,416		-
	Belfast Ireland		44		34		66		34
	Cork	635	95	1,083	88	2,283	144	2,725	98
	Dublin	728	833	376	732	1,209	2,065	859	1,502
Italy	Ancona	36	124	-	18	57	150	-	25
	Bari	59	19	-	-	139	19	-	-
	Cagliari		9		9		9		9
	Catania	36		-		55		-	
	Genoa	4,998	4,010	1,034	3,976	8,755	7,335	4,115	7,975
	Gioia Tauro	270		361		534		629	
	La Spezia		1,269		203		2,064		515
	Livorno	7,074	6,584	9,127	5,470	16,743	12,149	17,784	10,534
	Naples	1,031	885	759	523	2,324	1,389	1,229	1,120
	Palermo					17		-	
	Pouzzoles	16		-		16		-	
	Pozzallo	-		74		-		74	
	Ravenna	333	-	424	14	449	36	727	20
	Salerno	-	524	228	819	101	1,070	228	1,277
	Trieste	355	163	312	302	600	519	670	718
	Vado Ligure	-	1,128	3,952	428	-	1,905	6,748	1,405
Vado/Bologna	-		236		-		236		
Vasto	615		977		1,408		1,973		

COUNTRY - EUROPE	PORTS	April-June 2023		April-June 2024		Jan-June 2023		Jan-June 2024	
		Export	Import	Export	Import	Export	Import	Export	Import
	Venice		261		658	-	648	50	1,230
Latvia	Liepaja		-		16,000		9,900		16,000
	Riga	-	62	46	28	-	146	92	36,878
Lithuania	Klaipeda	336	2,134	389	360	602	23,638	522	39,292
Malta	Malta	-	51	26	-	21	114	26	25
	Marsaxlokk		-		73		35		203
Martinique	Fort-de-France		-		3		-		13
	Marin	123	19	253	-	235	90	430	122
Montenegro	Bar		25		25		38		25
	Ålesund		33		17		78		17
	Brevik		1,169		122		1,169		245
	Drammen		194		-		455		-
	Haugesund		-		21		-		21
	Herøya		9,457		-		9,457		-
	Kristiansand		24		-		24		22
	Larvik		22		-		22		-
	Maaloy		87		-		144		-
	Mo i Rana						18		-
	Moss		3		-		6		-
	Oslo		160		183		181		289
	Porsgrunn						2,102		-
	Stavanger		97		39		375		49
	Tananger		33		-		42		-
Netherlands	Amsterdam	6,533	36	6,078	26	54,012	38	72,683	70
	Den Helder		-		296		-		296
	High Sea, Netherlands						4,960		6,396
	Rotterdam	3,370	15,512	1,500	8,724	7,171	19,850	10,525	13,008
	Vlissingen	-		96		-		96	
Poland	Gdansk	355	16,917	859	3,789	366	18,738	1,696	6,739
	Gdynia	188	38,169	42	141,482	355	41,235	105	170,329
	Szczecin		11,342		-		11,445		-
Portugal	Bobadela					-		293	
	Leixões	867	790	520	1,720	1,103	2,127	909	2,163
	Lisbon	668	1,515	277	1,307	724	3,151	775	3,948
	Porto		7		-		7		-
	Sines		151		6		500		6
	Viana do Castelo	1,514	471	743	512	3,060	471	1,704	1,355
Czech Republic	Prague	-		7		-		11	
	Zlin					15		-	
Romania	Bucarest					47		-	
	Constanta	89	572	160	3,410	326	1,048	617	3,540
United Kingdom	Aberdeen	68		823		534	6,145	1,014	-
	Belfast	-	262	63	82	81	495	85	393
	Charleston	206	245	151	296	346	447	170	443
	Felixstowe	70	28	119	230	137	349	321	541
	Grangemouth	-	380	64	98	-	418	498	119
	Greenock						-		171
	Immingham		-		5,113		-		11,122
	Liverpool	1,384	110	1,113	122	2,377	292	2,672	270
	London	1	2,468	-	1,176	1	4,371	-	2,872
	Norwich		325		-		325		-
	Poole		-		4		-		6
	Portsmouth	9,509	443	13,296	281	13,386	942	18,167	601
	South Shields		64		-		64		-
	Southampton	-	-	42	18	-	94	72	18
	Teesport						-		16

COUNTRY - EUROPE	PORTS	April-June 2023		April-June 2024		Jan-June 2023		Jan-June 2024	
		Export	Import	Export	Import	Export	Import	Export	Import
	Tilbury	1,788	325	1,020	337	3,549	653	2,120	761
Russia	Novorossiysk						-		73,191
	Saint-Petersburg		8,090		-		8,090		647
	Taman		16,000		-		36,000		-
	Ust-Luga		5,500		13,125		12,627		46,861
Slovakia	Bratislava		21		-		21		-
Slovenia	Koper	163	347	37	562	163	503	301	789
Sweden	Gävle		20		15		20		15
	Göteborg		120		454		865		1,518
	Helsingborg		100		34		100		34
	Norrköping		360		867		957		2,312
	Stockholm		31		-		93		-
	Wallhamn						32		-
Switzerland	Lausanne	37		-		37		83	
	Zurich					602		-	
Turkey	Aliaga		1,590		434		31,889		783
	Ambarli	979	2,985	3,105	656	8,333	5,476	6,642	2,209
	Antalya	677		66		677	882	66	2,471
	Assan		1,321		-		1,321		-
	Autoport Gölcük						-		32
	Cayirova					42			-
	Cesme	40		27		40			27
	Derince	-	781	564	23	-	975	1,734	398
	Evyap	379	17	311	-	1,514	25	311	41
	Gebze	1,597	1,185	876	3,244	2,098	3,436	2,125	3,975
	Gemlik	111	2,029	-	1,954	334	5,561	223	2,819
	Iskenderun	1,564	7,219	251	3,783	3,149	10,359	2,773	9,108
	Istanbul	77	670	173	1,283	403	1,639	503	2,347
	Izmir	1,338	216	1,251	290	1,463	497	1,251	938
	Izmit	8,688	1,415	5,604	1,471	14,219	3,389	8,576	3,326
	Korfez					-			20
	Korkuteli	22		-		22			-
	Kumport		-		30		33		30
	Kutahya					-			58
	Mardas						-		11
Marport		24		16		38		44	
Mersin	2,326	8,593	47	11,274	3,368	22,887	135	38,323	
Nemport		-		2		-		2	
Samsun		42		92		95		129	
Tekirdag		434		324		462		1,658	
Yarimca		178		-	373	229	21	170	
Yilport		20		-		20		22	

Source : CNSC



MUSEE MARITIME DOUALA  
DOUALA MARITIME MUSEUM



## MUSEE MARITIME DE DOUALA

*Une idée originale du Conseil National des Chargeurs du Cameroun (CNCC)*

- **Promotion de l'histoire maritime du Cameroun et du Golf de Guinée ;**
- **Sauvegarde du patrimoine maritime matériel et immatériel du Cameroun ;**
- **Promotion du secteur maritime.**

- **Promoting the maritime history of Cameroon and the Gulf of Guinea ;**
- **Safeguarding the tangible and intangible maritime heritage of Cameroon;**
- **Promoting the maritime sector.**

Le Musée Maritime de Douala dispose d'une rampe et d'un ascenseur qui le rendent accessibles à tous.

- Ouvert : Du mardi au vendredi de 9h à 17h

Week-ends et jours fériés de 12h à 17h

- Lundi : Fermé au public

- Réservations : Pour une meilleure organisation des visites de groupes (plus de 9 personnes), il est conseillé de réserver au moins 24 heures à l'avance.



## DOUALA MARITIME MUSEUM

*The brainchild of the Cameroon National Shippers' Council (CNCC)*

The Douala Maritime Museum has a ramp and a lift to allow better access for everyone.

- Opening hours : From Tuesday to Friday as from 9 a.m. to 5 p.m.

Week ends and all public holidays from 12 noon to 5 p.m.

- Mondays : Closed to the public.

- Planned visits : We organise guided group tours on request. All you need to do is to contact us 24 hours before hand.



*« Connaitre le passé pour mieux comprendre le présent et le futur » " Knowing the past to better understand the present and shape the future "*

Rue de l'hôpital – Bonanjo, Douala Cameroun  
Téléphone: (+237) 233422166  
Mobile : (+237) 674909309 / 674397244 / 697299680

P.O. Box : 1588 Douala  
Email : info@cncc.cm  
Website www.cncc.cm

## 3. Traffic per product

## 3.1. Outbound traffic per product

Products	April-June 2023		April-June 2024		Evolution (B)/(A)-1
	Quantity (t)	Fob Value (M.CFAF) (A)	Quantity (t)	Fob Value (M.CFAF) (B)	
<b>ALUMINIUM AND ARTICLES THEREOF</b>	<b>10,904</b>	<b>14,019</b>	<b>1,662</b>	<b>1,422</b>	<b>-90%</b>
Unwrought aluminium	10,754	13,931	1,280	576	-96%
Household or household economy, hygiene or toilet articles and parts thereof, of aluminium; sponges or polishing pads ...	-	-	16	70	
Other aluminium articles	-	-	1	4	
Aluminium bars, rods and profiles	28	18	-	-	-100%
Aluminium waste and scrap	99	17	-	-	-100%
Aluminium plates, sheets and strip, of a thickness exceeding 0,2 mm	23	53	365	773	1364%
<b>PRODUCTS OF ANIMAL ORIGIN, NOT ELSEWHERE SPECIFIED OR INCLUDED</b>	<b>107</b>	<b>22</b>	<b>53</b>	<b>12</b>	<b>-45%</b>
Animal products not elsewhere specified or included; dead animals of Chapter 1 or 3, unfit for human consumption	107	22	53	12	-45%
<b>WOOD AND ARTICLES OF WOOD; WOOD CHARCOAL</b>	<b>332,886</b>	<b>72,887</b>	<b>329,296</b>	<b>62,204</b>	<b>-15%</b>
Tableware and kitchenware, of wood	-	-	24	2	
Other articles of wood	16	2	63	8	281%
Plywood	263	119	1,100	274	129%
Firewood in logs, twigs, bundles or in similar forms; wood pellets or dust;	-	-	9	8	
Sawn wood	156,282	45,905	163,444	41,721	-9%
Wood logs	163,094	21,738	150,774	15,742	-28%
Inlaid wood and inlaid wood; boxes, cases and cases for jewelery or silversmith's work and similar works, and ...	1	5	-	-	-100%
Cases, boxes, crates, cylinders and similar packaging, of wood; drums (reels) for cables, of wood;...	40	2	-	-	-100%
Wood charcoal (including shell or nut charcoal), whether or not agglomerated	-	-	19	2	
Plywood	13,183	5,114	13,862	4,447	-13%
Joinery and structural parts for construction, including cellular panels, panels with...	6	1	-	-	-100%
<b>BEVERAGES, SPIRITS AND VINEGAR</b>	<b>972</b>	<b>296</b>	<b>1,037</b>	<b>289</b>	<b>-2%</b>
Undenatured ethyl alcohol of an alcoholic strength by volume of less than 80% vol.; eaux-de-vie, liqueurs and other ...	1	1	-	-	-100%
Other fermented drinks (cider, perry, mead, sake, for example); mixtures of fermented drinks and mixtures ...	1	0	-	-	-100%
Malt beers	431	147	398	132	-10%
Waters, including mineral waters and aerated waters, containing added sugar or other sweetening matter or flavouring...	518	139	638	157	13%
Edible vinegars and vinegar substitutes obtained from acetic acid	22	9	-	-	-100%
<b>COCOA AND COCOA PREPARATIONS</b>	<b>22,567</b>	<b>38,278</b>	<b>32,629</b>	<b>111,020</b>	<b>190%</b>
Cocoa butter, fats and oil	7,809	14,382	6,038	20,682	44%
Cocoa beans	2,832	4,359	14,336	51,293	1077%

Products	April-June 2023		April-June 2024		Evolution (B)/(A)-1
	Quantity (t)	Fob Value (M.CFAF) (A)	Quantity (t)	Fob Value (M.CFAF) (B)	
Chocolate and other food preparations containing cocoa	297	479	201	430	-10%
Cocoa shells, husks, skins and other cocoa waste	1,031	397	78	41	-90%
Cocoa paste, whether or not defatted	10,598	18,661	11,976	38,575	107%
<b>COFFEE, TEA, MATÉ AND SPICES</b>	<b>2,386</b>	<b>3,048</b>	<b>1,545</b>	<b>3,374</b>	<b>11%</b>
Coffee, unroasted, not decaffeinated	2,349	3,043	1,524	3,277	8%
Ginger, saffron, turmeric (curcuma), thyme, bay leaves, curry and other spices	32	4	11	2	-55%
Pepper of the genus Piper; dried or crushed or ground peppers of the genus Capsicum or of the genus Pimenta...	5	0	10	95	27075%
<b>RUBBER AND ARTICLES THEREOF</b>	<b>9,321</b>	<b>6,569</b>	<b>9,488</b>	<b>7,646</b>	<b>16%</b>
Hygiene or pharmaceutical articles (including pacifiers), of vulcanized rubber, uncured, whether or not with parts made of ...	-	-	2	1	
Natural rubber, balata, gutta-percha, guayule, chicle and similar natural gums, in primary forms or...	9,317	6,559	9,469	7,580	16%
New tyres, of rubber	0	0	17	65	13739%
Tubes, pipes and hoses, of vulcanised rubber other than hard rubber, with or without their fittings (for example, joints, elbows, flanges)	4	9	-	-	-100%
<b>CEREALS</b>	<b>455</b>	<b>173</b>	<b>0</b>	<b>0</b>	<b>-100%</b>
Maize (corn)	5	1	-	-	-100%
Rice	450	172	-	-	-100%
Buckwheat, millet and canary seed; other cereals	-	-	0	0	
<b>MINERAL FUELS, MINERAL OILS AND PRODUCTS OF THEIR DISTILLATION; BITUMINOUS SUBSTANCES; MINERAL WAXES...</b>	<b>31</b>	<b>2</b>	<b>1</b>	<b>2</b>	<b>-24%</b>
Petroleum oils or oils obtained from bituminous minerals, other than crude oils; preparations not specified or included ...	31	2	-	-	-100%
Vaseline; paraffin, microcrystalline petroleum wax, slack wax, ozokerite, lignite wax, peat wax, other ...	-	-	1	2	
<b>COTTON</b>	<b>31,440</b>	<b>36,396</b>	<b>43,322</b>	<b>51,717</b>	<b>42%</b>
Cotton	31,440	36,396	43,322	51,717	42%
<b>COPPER AND ARTICLES THEREOF</b>	<b>358</b>	<b>387</b>	<b>330</b>	<b>322</b>	<b>-17%</b>
Other articles of copper	252	202	252	202	0%
Copper bars, rods and profiles	27	62	-	-	-100%
Refined copper and copper alloys, unwrought	79	123	78	120	-2%
<b>PERSONAL EFFECTS</b>	<b>48</b>	<b>56</b>	<b>98</b>	<b>58</b>	<b>3%</b>
<b>TANNING OR DYING EXTRACTS; TANNINS AND THEIR DERIVATIVES; PIGMENTS AND OTHER COLORING MATERIALS; PAINTS AND VARNISH ...</b>	<b>-</b>	<b>-</b>	<b>61</b>	<b>124</b>	
Synthetic organic colouring matter, whether or not chemically defined; preparations referred to in note 3...	-	-	0	1	
Paints and varnishes based on synthetic polymers or modified natural polymers, dispersed or dissolved in a...	-	-	61	123	
<b>CAST IRON, IRON AND STEEL</b>	<b>603</b>	<b>525</b>	<b>26</b>	<b>3</b>	<b>-99%</b>
Other bars and rods of iron or non-alloy steel	48	217	-	-	-100%
Bars of iron or non-alloy steel, simply forged, hot-rolled or extruded, as well as those which have undergone ...	500	278	-	-	-100%

Products	April-June 2023		April-June 2024		Evolution (B)/(A)-1
	Quantity (t)	Fob Value (M.CFAF) (A)	Quantity (t)	Fob Value (M.CFAF) (B)	
Ferrous waste and scrap; remelting scrap ingots of iron or steel	-	-	26	3	
Flat-rolled products of iron or non-alloy steel, of a width of 600 mm or more, hot-rolled, not clad, plated...	5	21	-	-	-100%
Flat-rolled products of iron or non-alloy steel, of a width of less than 600 mm, clad, plated or coated...	46	6	-	-	-100%
Sections of iron or non-alloy steel	4	3	-	-	-100%
<b>EDIBLE FRUITS; PEEL OF CITRUS FRUITS OR MELONS</b>	<b>40,156</b>	<b>5,476</b>	<b>72,612</b>	<b>10,608</b>	<b>94%</b>
Apricots, cherries, peaches (including nectarines), plums and sloes, fresh	21	3	5	1	-71%
Other nuts, fresh or dried, whether or not shelled or peeled	130	14	83	15	4%
Other fruits, fresh	0	1	-	-	-100%
Bananas, fresh or dried	40,004	5,458	72,524	10,592	94%
Apples, pears and quinces, fresh	1	0	-	-	-100%
<b>OILSEEDS AND OIL FRUITS; MISCELLANEOUS SEEDS, SEEDS AND FRUITS; INDUSTRIAL OR MEDICINAL PLANTS; STRAWS AND ...</b>	<b>134</b>	<b>105</b>	<b>2,236</b>	<b>431</b>	<b>310%</b>
Other oil seeds and oleaginous fruits, whether or not broken	1	0	2,234	426	371851%
Seeds, fruit and spores for sowing	2	6	1	5	-13%
Plants, parts of plants, seeds and fruits of species used mainly in perfumery, medicine or ...	132	99	-	-	-100%
<b>ANIMAL OR VEGETABLE FATS AND OILS; PRODUCTS OF THEIR DISSOCIATION; PREPARED DIETARY FATS; WAXES ...</b>	<b>942</b>	<b>531</b>	<b>2,251</b>	<b>1,052</b>	<b>98%</b>
Other fixed vegetable fats and oils (including jojoba oil) and their fractions, whether or not refined, but not chemically modified	-	-	1,284	598	
Vegetable waxes (other than triglycerides), beeswax, other insect waxes and spermaceti, whether or not refined or coloured	62	61	-	-	-100%
Palm oil and its fractions, whether or not refined, but not chemically modified	38	7	32	6	-16%
Coconut (copra), palm kernel or babassu oil and fractions thereof, whether or not refined, but not chemically...	3	0	-	-	-100%
Sun stearin, lard oil, oleostearin, oleomargarine and tallow oil, not emulsified, mixed or otherwise prepared	839	462	935	448	-3%
<b>ESSENTIAL OILS AND RESINOIDS; PERFUMERY OR TOILET PRODUCTS PREPARED AND COSMETIC PREPARATIONS ...</b>	<b>459</b>	<b>656</b>	<b>195</b>	<b>246</b>	<b>-62%</b>
Essential oils (terpeneless or not), including those called "concrete" or "absolute"; resinoids; oleores ...	-	-	11	1	
Perfumes and toilet waters	0	0	-	-	-100%
Prepared beauty or make-up products and preparations for maintaining or caring for the skin, other than...	458	656	184	245	-63%
<b>OPTICAL, PHOTOGRAPHY OR CINEMATOGRAPHY, MEASURING, CONTROL OR PRECISION INSTRUMENTS AND APPARATUS; ...</b>	<b>3</b>	<b>129</b>	<b>4</b>	<b>186</b>	<b>44%</b>
X-ray apparatus and apparatus using alpha, beta or gamma radiation, whether or not for medical, surgical, etc.	-	-	3	181	
Instruments and apparatus for measuring or controlling flow, level, pressure or other characteristics...	1	7	0	1	-92%
Measuring or checking instruments, apparatus and machines, not specified or included elsewhere in this chapter...	1	48	-	-	-100%
Oscilloscopes, spectrum analyzers and other instruments and apparatus for measuring or controlling quantities ...	0	75	1	4	-95%
<b>MILK AND DAIRY PRODUCTS; BIRD EGGS; NATURAL HONEY; EDIBLE PRODUCTS OF ANIMAL ORIGIN, NOT SPECIFIED ...</b>	<b>-</b>	<b>-</b>	<b>25</b>	<b>14</b>	
Whey, whether or not concentrated or containing added sugar or other sweetening matter; products consisting of natural components...	-	-	25	14	
<b>EDIBLE VEGETABLES AND CERTAIN ROOTS AND TUBERS</b>	<b>845</b>	<b>120</b>	<b>999</b>	<b>165</b>	<b>38%</b>

Products	April-June 2023		April-June 2024		Evolution (B)/(A)-1
	Quantity (t)	Fob Value (M.CFAF) (A)	Quantity (t)	Fob Value (M.CFAF) (B)	
Other vegetables, fresh or chilled	405	44	644	88	98%
Dried leguminous vegetables, shelled, whether or not skinned or split	23	3	10	2	-35%
Dried vegetables, whether or not cut into pieces or slices or crushed or ground, but not further prepared...	1	0	12	2	484%
Vegetables (uncooked or cooked by steaming or boiling in water), frozen	402	71	282	54	-25%
Manioc, arrowroot, salep, Jerusalem artichokes, sweet potatoes and similar roots and tubers...	14	1	51	21	1700%
<b>ELECTRICAL MACHINES, APPARATUS AND EQUIPMENT AND THEIR PARTS; RECORDING OR SOUND REPRODUCTION APPARATUS ...</b>	<b>47</b>	<b>62</b>	<b>164</b>	<b>335</b>	<b>439%</b>
Electric water heaters and immersion heaters; electrical appliances for space heating, underfloor heating or for general use...	0	0	-	-	-100%
Electric and electronic waste and debris	-	-	36	4	
Disks, tapes, non-volatile semiconductor-based data storage devices, "smart cards" ...	15	4	7	2	-50%
Carbon electrodes, carbon brushes, carbon brushes for lamps or for batteries and other articles of graphite or of ...	0	2	-	-	-100%
Wires, cables (including coaxial cables) and other conductors insulated for electricity (even painted or oxidized ...	0	5	7	4	-24%
Electric generating sets and rotary converters	-	-	30	59	
Machines and apparatus for brazing or welding (even those capable of cutting), electric (including those using hot gas...	-	-	10	5	
Monitors and projectors, not incorporating television reception apparatus; television receivers ...	0	0	-	-	-100%
Electric motors and generators (excluding generating sets)	11	50	0	3	-95%
Parts recognizable as being exclusively or mainly intended for apparatus of heading Nos 8525 to 8528 ...	-	-	55	210	
Insulating parts, entirely of insulating materials or comprising simple metal assembly parts (sockets ...	-	-	1	0	
Tables, panels, consoles, desks, cupboards and other supports comprising several devices of heading 8535 or 8536...	-	-	1	7	
Electrical transformers, static converters (for example, rectifiers) and inductors	20	2	16	40	2424%
<b>VEGETABLE PLAITING MATERIALS; VEGETABLE PRODUCTS NOT ELSEWHERE SPECIFIED OR INCLUDED</b>	<b>-</b>	<b>-</b>	<b>6</b>	<b>7</b>	
Vegetable products not elsewhere specified or included	-	-	6	7	
<b>PLASTICS AND ARTICLES THEREOF</b>	<b>149</b>	<b>57</b>	<b>34</b>	<b>20</b>	<b>-65%</b>
Articles for transport or packaging, of plastics; stoppers, lids, caps and other devices ...	0	0	34	18	40434%
Other articles of plastics and articles of other materials of headings 3901 to 3914	7	24	-	-	-100%
Waste, parings and scrap, of plastics	141	33	-	-	-100%
Tubes and pipes and their accessories (joints, elbows, fittings, for example), in plastics, etc.	-	-	0	2	
Tableware, kitchenware, other household articles and hygienic or toilet articles, of plastics	1	1	0	1	-14%
<b>FURNITURE; MEDICO-SURGICAL FURNITURE; BEDDING AND SIMILAR ARTICLES; LIGHTING DEVICES NOT SPECIFIED OR INCLUDED ...</b>	<b>-</b>	<b>-</b>	<b>1</b>	<b>9</b>	
Other furniture and parts thereof	-	-	1	9	
<b>ORES, SLAG AND ASH</b>	<b>-</b>	<b>-</b>	<b>54</b>	<b>7</b>	
Slag, ash and residues (other than from the manufacture of iron or steel), containing ...	-	-	54	7	
<b>SHIPS, BOATS AND FLOATING STRUCTURES</b>	<b>135</b>	<b>119</b>	<b>-</b>	<b>-</b>	<b>-100%</b>
Lighthouse boats, pump boats, dredgers, crane pontoons and other boats for which navigation is not...	135	119	-	-	-100%

Products	April-June 2023		April-June 2024		Evolution (B)/(A)-1
	Quantity (t)	Fob Value (M.CFAF) (A)	Quantity (t)	Fob Value (M.CFAF) (B)	
<b>WORKS OF ART, COLLECTORS' PIECES AND ANTIQUES</b>	<b>15</b>	<b>5</b>	<b>18</b>	<b>2</b>	<b>-66%</b>
Original productions of statuary art or sculpture, in all materials	15	5	18	2	-66%
<b>TOOLS AND EQUIPMENT, CUTLERY AND TABLE CUTLERY, OF BASE METAL; PARTS OF THESE ARTICLES, OF METAL...</b>	<b>47</b>	<b>19</b>	<b>61</b>	<b>73</b>	<b>288%</b>
Hand tools and tools (including glaziers' diamonds) not elsewhere specified or included; welding lamps and ...	-	-	12	39	
Interchangeable tools for hand tools, mechanical or not, or for machine tools (stamping, stamping, ...	47	19	49	34	82%
<b>MISCELLANEOUS MANUFACTURED ARTICLES</b>	<b>45</b>	<b>10</b>	<b>113</b>	<b>27</b>	<b>171%</b>
Ivory, bones, tortoiseshell, horn, animal antlers, coral, mother-of-pearl and other animal materials to be carved, exploited...	44	9	103	13	42%
Sanitary napkins and tampons, nappies and diapers for babies and similar articles, of any material...	1	1	10	14	2188%
<b>MISCELLANEOUS ARTICLES OF BASE METAL</b>	<b>0</b>	<b>0</b>	<b>-</b>	<b>-</b>	<b>-100%</b>
Bells, doorbells, gongs and the like, non-electric, of base metal; statuettes and other objects of...	0	0	-	-	-100%
<b>ARTICLES OF IRON OR STEEL</b>	<b>501</b>	<b>875</b>	<b>161</b>	<b>37</b>	<b>-96%</b>
Tube or pipe fittings (for example, couplings, elbows, sleeves), of iron or steel	3	13	1	0	-99%
Household or household articles and parts thereof, of cast iron, iron or steel; steel or steel wool; epo ...	0	0	0	0	0%
Other articles of iron or steel	3	4	1	0	-91%
Other tubes, pipes and hollow profiles (for example, open seam or welded, riveted or similarly closed), of iron or steel	422	703	-	-	-100%
Constructions and parts of constructions (bridges and parts of bridges, lock gates, towers, pylons, pillars, c ...	-	-	0	8	
Sheet piling of iron or steel, whether or not drilled, punched or made from assembled elements; welded angles, shapes and sections, of iron or steel	-	-	112	15	
Containers for compressed or liquefied gas, of iron or steel	-	-	46	13	
Tanks, drums, drums, cans, boxes and similar receptacles, for all materials (except co ...	48	39	-	-	-100%
Stranded wires, cables, braids, slings and similar articles, of iron or steel, not electrically insulated ...	26	116	-	-	-100%
<b>PAPERS AND CARDBOARDS; ARTICLES OF CELLULOSE PULP, OF PAPER OR OF PAPERBOARD</b>	<b>-</b>	<b>-</b>	<b>3</b>	<b>1</b>	
Boxes, bags, pouches, cones and other packaging made of paper, cardboard, cellulose wadding or webs of ...	-	-	3	1	
<b>NATURAL OR CULTURED PEARLS, PRECIOUS OR SIMILAR STONES, PRECIOUS METALS, METALS CLAD WITH PRECIOUS METALS AND...</b>	<b>23</b>	<b>8</b>	<b>200</b>	<b>6</b>	<b>-23%</b>
Waste and scrap of precious metal or of metal clad with precious metal; other waste and scrap containing precious metal ...	23	8	11	4	-50%
Gemstones (precious or semi-precious) other than diamonds, whether or not worked or graded but not strung, mounted or ...	-	-	189	2	
<b>LEAD AND ARTICLES THEREOF</b>	<b>1,224</b>	<b>636</b>	<b>1,214</b>	<b>439</b>	<b>-31%</b>
Unwrought lead	1,224	636	1,214	439	-31%
<b>PREPARED FEATHERS AND DOWN AND ARTICLES MADE OF FEATHERS OR OF DOWN; ARTIFICIAL FLOWERS; ARTICLES OF HAIR ...</b>	<b>52</b>	<b>141</b>	<b>23</b>	<b>77</b>	<b>-45%</b>
Wigs, beards, eyebrows, eyelashes, locks and the like of hair, animal hair or textile materials; works in ...	52	141	23	77	-45%
<b>FISH AND CRUSTACEANS, MOLLUSCS AND OTHER AQUATIC INVERTEBRATES</b>	<b>23</b>	<b>35</b>	<b>22</b>	<b>32</b>	<b>-7%</b>
Crustaceans, whether or not in shell, live, fresh, chilled, frozen, dried, salted or in brine; crustaceans, even dec ...	23	34	22	32	-4%

Products	April-June 2023		April-June 2024		Evolution (B)/(A)-1
	Quantity (t)	Fob Value (M.CFAF) (A)	Quantity (t)	Fob Value (M.CFAF) (B)	
Molluscs, whether or not separated from their shell, live, fresh, chilled, frozen, dried, salted or in brine, whether or not smoked...	0	1	-	-	-100%
<b>PREPARATIONS OF CEREALS, FLOUR, STARCH OR MILK; PASTRYCOOKS' PRODUCTS</b>	<b>1,299</b>	<b>285</b>	<b>917</b>	<b>107</b>	<b>-62%</b>
Malt extracts; food preparations of flour, groats, semolina, starches, starches or malt extracts, do not ...	8	2	5	1	-42%
Cassava bread	686	96	887	104	9%
Pasta, whether or not cooked or stuffed (with meat or other substances) or otherwise prepared, such as...	90	26	24	2	-93%
Bakery, pastry or biscuit products, whether or not containing added cocoa; hosts, empty seals ...	473	157	-	-	-100%
Tapioca and its substitutes prepared to share starch, in the form of flakes, lumps, pearl grains, screenings or...	42	5	1	0	-90%
<b>MISCELLANEOUS EDIBLE PREPARATIONS</b>	<b>195</b>	<b>338</b>	<b>389</b>	<b>537</b>	<b>59%</b>
Extracts, essences and concentrates of coffee, tea or maté and preparations with a basis of these products or with a basis of coffee ...	7	49	-	-	-100%
Food preparations not elsewhere specified or included	84	137	73	94	-31%
Sauces and preparations thereof; mixed condiments and mixed seasonings; mustard flour and meal and prepared mustard	38	14	105	81	489%
Preparations for soups, broths or broths; prepared soups, broths or broths; food preparations co ...	66	138	211	361	161%
<b>PREPARATIONS OF VEGETABLES, FRUIT, NUTS OR OTHER PARTS OF PLANTS</b>	<b>360</b>	<b>119</b>	<b>147</b>	<b>34</b>	<b>-71%</b>
Other vegetables prepared or preserved otherwise than by vinegar or acetic acid, not frozen, other than p...	77	9	35	4	-61%
Fruits and other edible parts of plants, otherwise prepared or preserved, with or without added sugar or...	35	25	2	0	-98%
Fruit (including grape must) or vegetable juices, unfermented, without added alcohol, with or without ad...	177	56	70	14	-76%
Tomatoes prepared or preserved otherwise than by vinegar or acetic acid	72	29	41	16	-44%
<b>PREPARATIONS OF MEAT, OF FISH OR OF CRUSTACEANS, MOLLUSCS OR OTHER AQUATIC INVERTEBRATES...</b>	<b>-</b>	<b>-</b>	<b>1</b>	<b>0</b>	
Crustaceans, molluscs and other aquatic invertebrates, prepared or preserved	-	-	1	0	
<b>INORGANIC CHEMICALS; INORGANIC OR ORGANIC COMPOUNDS OF PRECIOUS METALS, RADIOACTIVE ELEMENTS, ...</b>	<b>23</b>	<b>11</b>	<b>1</b>	<b>13</b>	<b>18%</b>
Radioactive chemical elements and radioactive isotopes (including the fissile or fertile chemical elements and isotopes) and their compounds;	0	2	-	-	-100%
Fluorides; fluorosilicates, fluoroaluminates and other complex fluorine salts	-	-	1	13	
<b>Hypochlorites; commercial calcium hypochlorite; chlorites; hypobromites</b>	<b>22</b>	<b>9</b>	<b>-</b>	<b>-</b>	<b>-100%</b>
<b>PRODUCTS OF THE MILLING INDUSTRY; MALT; STARCHES; INULIN; WHEAT GLUTEN</b>	<b>258</b>	<b>49</b>	<b>553</b>	<b>117</b>	<b>139%</b>
Starches; inulin	15	2	89	29	1094%
Cereal flours other than of wheat or meslin	20	5	9	1	-76%
Flour, meal and powder of the dried leguminous vegetables of heading 0713, of sago or of roots or tubers of heading 0714...	223	42	454	87	109%
Cereal grains otherwise worked (hulled, flattened, flaked, pearled, sliced or crushed, for example), ...	-	-	1	0	
<b>MISCELLANEOUS CHEMICAL PRODUCTS</b>	<b>130</b>	<b>54</b>	<b>2</b>	<b>17</b>	<b>-69%</b>
Cements, mortars, concretes and similar refractory compositions, other than products of heading 3801...	6	6	-	-	-100%
Insecticides, rodents, fungicides, herbicides, germination inhibitors and growth regulators for plants	-	-	2	17	
Prepared binders for foundry molds or cores; chemicals and preparations of the chemical or chemical industries.	113	47	-	-	-100%

Products	April-June 2023		April-June 2024		Evolution (B)/(A)-1
	Quantity (t)	Fob Value (M.CFAF) (A)	Quantity (t)	Fob Value (M.CFAF) (B)	
Residual products of the chemical or allied industries, not elsewhere specified or included; waste...	12	1	-	-	-100%
<b>PHARMACEUTICAL PRODUCTS</b>	-	-	4	10	
Medicines (excluding products of heading 3002, 3005 or 3006) consisting of mixed or unmixed products...	-	-	4	10	
<b>NUCLEAR REACTORS, BOILERS, MACHINES, MECHANICAL APPARATUS AND DEVICES; PARTS OF SUCH MACHINES OR APPARATUS ...</b>	<b>594</b>	<b>2,215</b>	<b>560</b>	<b>1,460</b>	<b>-34%</b>
Transmission shafts (including camshafts and crankshafts) and cranks; bearings and bushings; cutting gears ...	2	72	-	-	-100%
Taps, valves and similar devices for pipes, boilers, tanks, vats or similar containers...	17	132	-	-	-100%
Other earthmoving, levelling, stripping, excavating, compacting, extracting or drilling machines and equipment.	1	7	51	31	357%
Other engines and motors	0	17	-	-	-100%
Bigues; cranes and blondes; overhead cranes, unloading or handling gantries, crane bridges, trolleys, etc.	134	190	-	-	-100%
Dozers (bulldozers), bias dozers (angledozers), graders, scrapers, mechanical shovels, excavate ...	-	-	71	203	
Centrifuges, including centrifugal dryers; filtering or purifying machinery and apparatus, for liquids or gases...	4	81	9	3	-97%
Stacker trucks; other industrial trucks fitted with a lifting or handling equipment	-	-	1	5	
Dish washing machines; machines and apparatus for cleaning or drying bottles or other containers...	19	95	-	-	-100%
Machines and apparatus for sorting, screening, separating, washing, crushing, crushing, mixing or mixing soil, stones, etc.	-	-	204	607	
Machines and mechanical appliances having individual functions, not specified or included elsewhere in this chapter	14	55	26	40	-28%
Machines and apparatus for air conditioning comprising a motor-driven fan and specific devices...	-	-	3	4	
Machines and apparatus, not specified or included elsewhere in this chapter, for preparation or manufacture ...	28	135	113	17	-87%
Pulley tackle and hoists; winches and capstans; jacks	-	-	0	17	
Parts and accessories recognizable as being exclusively or mainly intended for machines of heading 8456...	1	0	-	-	-100%
Parts suitable for use solely or principally with the machinery of headings 8425 to 8	343	1,005	64	204	-80%
Parts recognizable as being exclusively or mainly intended for engines of heading 8407 or 8408...	0	2	4	1	-49%
Air or vacuum pumps, compressors for air or other gases and fans; extractor hoods or recycling...	6	311	2	1	-100%
Pumps for liquids, whether or not fitted with a measuring device; liquid elevators	16	73	4	26	-64%
Refrigerators, freezer-conservators and other equipment, machines and apparatus for producing cold, ...	-	-	1	1	
Turbojets, turbopropellers and other gas turbines	8	40	7	301	662%
<b>RESIDUES AND WASTE FROM THE FOOD INDUSTRIES; PREPARED ANIMAL FODDER</b>	-	-	<b>3,755</b>	<b>247</b>	
Bran, middlings and other residues, whether or not agglomerated in the form of pellets, from the screening, milling or other treatment of corn	-	-	3,755	247	
<b>SOAPS, ORGANIC SURFACE AGENTS, LAUNDRY PREPARATIONS, LUBRICANT PREPARATIONS,...</b>	<b>1,335</b>	<b>799</b>	<b>42</b>	<b>13</b>	<b>-98%</b>
Organic surfactants (other than soaps); surfactant preparations, laundry preparations (incl.	52	13	22	7	-47%
Lubricating preparations (including cutting oils, preparations for releasing nuts, preparations, etc.	9	41	-	-	-100%
Soaps; organic surfactant products and preparations for use as soap, bars, bars, pieces or ...	1,274	745	20	7	-99%
<b>SALT; SULPHUR; EARTHS AND STONE; PLASTERING MATERIALS, LIME AND CEMENT</b>	<b>849</b>	<b>29</b>	<b>7</b>	<b>4</b>	<b>-87%</b>
Other clays (excluding expanded clays of heading 6806), andalusite, kyanite, sillimanite, whether or not calcined;...	22	1	-	-	-100%
Granite, porphyry, basalt, sandstone and other cut or construction stones, whether or not rough or simply cut ...	786	22	-	-	-100%

Products	April-June 2023		April-June 2024		Evolution (B)/(A)-1
	Quantity (t)	Fob Value (M.CFAF) (A)	Quantity (t)	Fob Value (M.CFAF) (B)	
Kaolin and other kaolinic clays, whether or not calcined	24	5	7	4	-20%
Mineral substances not elsewhere specified or included	17	1	-	-	-100%
<b>SUGARS AND SUGAR CONFECTIONERY</b>	<b>96</b>	<b>170</b>	<b>306</b>	<b>534</b>	<b>214%</b>
Sugar confectionery (including white chocolate), not containing cocoa	96	170	306	534	214%
<b>TOBACCO AND MANUFACTURED TOBACCO SUBSTITUTES</b>	<b>81</b>	<b>94</b>	<b>35</b>	<b>41</b>	<b>-57%</b>
Unmanufactured tobacco; tobacco refuse	81	94	35	41	-57%
<b>CARPETS AND OTHER TEXTILE FLOOR COVERINGS</b>	<b>0</b>	<b>0</b>	<b>-</b>	<b>-</b>	<b>-100%</b>
Other carpets and other textile floor coverings, whether or not made up	0	0	-	-	-100%
<b>VEHICLES AND EQUIPMENT FOR RAILWAY OR SIMILAR TRACKS AND THEIR PARTS; MECHANICAL DEVICES ...</b>	<b>85</b>	<b>267</b>	<b>3</b>	<b>1</b>	<b>-99%</b>
Frames & containers	76	254	3	1	-99%
Parts of vehicles for railways or the like	9	13	-	-	-100%
<b>GLASS AND GLASSWARE</b>	<b>-</b>	<b>-</b>	<b>842</b>	<b>424</b>	
Carboys, bottles, flasks, jars, jars, tubular packaging, ampoules and other transport containers or...	-	-	842	424	
<b>ARTICLES OF APPAREL AND CLOTHING ACCESSORIES, NOT KNITTED OR CROCHETED</b>	<b>2</b>	<b>6</b>	<b>0</b>	<b>0</b>	<b>-98%</b>
Shirts and short-sleeved shirts, for men or boys	2	6	-	-	-100%
Sports tracksuits (trainings), ski suits and sets, swimsuits, breeches and briefs; other ...	-	-	0	0	
<b>CLOTHING AND CLOTHING ACCESSORIES, KNITTED</b>	<b>2</b>	<b>22</b>	<b>-</b>	<b>-</b>	<b>-100%</b>
<b>Other garments, knitted or crocheted</b>	<b>0</b>	<b>0</b>	<b>-</b>	<b>-</b>	<b>-100%</b>
<b>T-shirts, singlets and other vests, knitted or crocheted</b>	<b>1</b>	<b>22</b>	<b>-</b>	<b>-</b>	<b>-100%</b>
<b>VEHICLES OTHER THAN RAILWAY OR TRAMWAY ROLLING STOCK, AND PARTS AND ACCESSORIES...</b>	<b>45</b>	<b>104</b>	<b>118</b>	<b>199</b>	<b>92%</b>
Parts and accessories of the motor vehicles of headings 8701 to 8705	3	15	62	9	-41%
Trailers and semi-trailers for all vehicles; other non-motor vehicles; their parts ...	0	0	-	-	-100%
Tractors (other than tractors of heading 8709)	36	63	19	13	-80%
Vehicles used for cargo transport	-	-	12	14	
Tourism vehicles	6	26	24	164	528%

Source : CNSC

## 3.2. Inbound traffic per product

Products	April-June 2023		April-June 2024		Evolution (B)/(A)-1
	Quantity (t)	Fob Value (M.CFAF) (A)	Quantity (t)	Fob Value (M.CFAF) (B)	
<b>ALUMINIUM AND ARTICLES THEREOF</b>	<b>1,118</b>	<b>2,944</b>	<b>4,402</b>	<b>9,297</b>	<b>216%</b>
Aluminium tube or pipe fittings (for example, couplings, elbows, sleeves)	-	-	2	16	
Household or household economy, hygiene or toilet articles and parts thereof, of aluminium; sponges or polishing pads ...	-	-	6	66	
Other aluminium articles	34	48	39	170	253%
Aluminium bars and profiles	119	95	112	237	150%
Constructions and parts of constructions (bridges and elements of bridges, towers, pylons, pillars, columns, framework ...	32	253	169	394	56%
Sheets and thin strips of copper (whether or not printed or fixed on paper, cardboard, plastics or similar substrates).	90	608	146	912	50%
Aluminum tanks, drums, drums, cans, cans and similar receptacles (including tubular cases ri...	208	696	96	275	-61%
Aluminium plates, sheets and strip, of a thickness exceeding 0,2 mm	35	74	1,653	2,913	3832%
Stranded wire, cables, plaited bands and the like, of aluminium, not electrically insulated	564	1,128	2,179	4,313	282%
Aluminium tubes and pipes	5	39	-	-	-100%
<b>ARMS AND AMMUNITION; PARTS AND ACCESSORIES THEREOF</b>	<b>136</b>	<b>507</b>	<b>183</b>	<b>649</b>	<b>28%</b>
Bombs, grenades, torpedoes, mines, missiles, cartridges and other ammunition and projectiles, and parts thereof, including...	136	507	183	649	28%
<b>Cars &amp; Second-hand goods</b>	<b>19,270</b>	<b>10,111</b>	<b>18,255</b>	<b>7,930</b>	<b>-22%</b>
<b>OTHER MADE-UP TEXTILE ARTICLES; SETS; WORN CLOTHING AND WORN TEXTILE ARTICLES; RAGS</b>	<b>22,197</b>	<b>8,195</b>	<b>18,547</b>	<b>6,368</b>	<b>-22%</b>
Second-hand goods	20,377	5,576	17,222	4,693	-16%
Other made-up articles, including dress patterns	25	22	21	388	1677%
Other furnishing articles, excluding those of heading 9404	234	653	42	57	-91%
Tarpaulins and awnings; tents; sails for boats, windsurfers or sand yachts; camp items ...	228	547	182	563	3%
Rags, twines, ropes and ropes, of textile materials, in the form of waste or end-of-life articles, etc.	81	22	60	18	-16%
Blankets and travelling rugs	86	88	60	47	-46%
Bedlinen, table linen, toilet linen and kitchen linen	7	46	9	2	-96%
Packaging bags and sachets	1,144	1,018	941	528	-48%
Curtains (including drapes) and interior blinds; curtain or bed valances	-	-	10	72	
<b>OTHER VEGETABLE TEXTILE FIBRES; PAPER YARN AND WOVEN FABRICS OF PAPER YARN</b>	<b>1,214</b>	<b>273</b>	<b>249</b>	<b>71</b>	<b>-74%</b>
Coconut, abaca (Manila hemp or Musa textilis Nee), ramie and other vegetable textile fibres not specified or c...	1,214	273	175	15	-95%
Yarn of jute or of other textile bast fibres of heading 5303	-	-	17	17	
Flax, raw or worked but not spun; flax tow and waste (including yarn waste and garnetted stock)...	-	-	36	10	
<b>OTHER BASE METALS; CERMETS; ARTICLES THEREOF</b>	<b>34</b>	<b>91</b>	<b>-</b>	<b>-</b>	<b>-100%</b>
Magnesium and articles thereof, including waste and scrap	34	91	-	-	-100%
<b>WOOD AND ARTICLES OF WOOD; WOOD CHARCOAL</b>	<b>425</b>	<b>223</b>	<b>291</b>	<b>201</b>	<b>-10%</b>
Tableware and kitchenware, of wood	16	34	6	4	-88%

Products	April-June 2023		April-June 2024		Evolution (B)/(A)-1
	Quantity (t)	Fob Value (M.CFAF) (A)	Quantity (t)	Fob Value (M.CFAF) (B)	
Other articles of wood	75	21	-	-	-100%
Coniferous wood (including planks and friezes for parquet floors, unassembled), profiles (tongues, grooves, bouvetés, rabbets, chamferes,...)	-	-	2	2	
Plywood, veneered panels and similar laminated wood	56	18	102	52	194%
Wood sawn or chipped lengthwise, sliced or peeled, whether or not planed, sanded or end-jointed, ...	83	46	-	-	-100%
Sheets for veneer (including those obtained by slicing laminated wood), sheets for plywood or...	78	70	-	-	-100%
Tools, tool holders and handles, brush holders, broom or brush handles, of wood; forms, hiring ...	-	-	1	5	
Joinery and structural parts for construction, including cellular panels, panels with...	4	7	133	63	753%
Fibreboard of wood or other ligneous materials, whether or not bonded with resins or other organic substances	108	25	-	-	-100%
Particle boards, so-called "oriented strand board" (OSB) and similar panels (for example "waferbo ...	5	2	46	75	4534%
<b>BEVERAGES, SPIRITS AND VINEGAR</b>	<b>19,678</b>	<b>17,339</b>	<b>20,729</b>	<b>12,645</b>	<b>-27%</b>
Undenatured ethyl alcohol of an alcoholic strength by volume of 80% vol. or more; ethyl alcohol and spirits ...	9,934	8,269	13,281	7,409	-10%
Undenatured ethyl alcohol of an alcoholic strength by volume of less than 80% vol.; eaux-de-vie, liqueurs and other ...	890	3,100	515	993	-68%
Other fermented drinks (cider, perry, mead, sake, for example); mixtures of fermented drinks and mixtures ...	42	10	-	-	-100%
Malt beers	2,191	826	2,040	809	-2%
Waters, including mineral waters and aerated waters, containing added sugar or other sweetening matter or flavouring...	1,115	290	1,437	379	31%
Waters, including natural or artificial mineral waters and aerated waters, not containing added sugar or...	-	-	3	10	
Vermouths and other wines of fresh grapes prepared using plants or aromatic substances...	-	-	27	7	
Wine of fresh grapes, including fortified wines; grape must, other than that of heading 2009...	4,860	4,441	3,419	3,030	-32%
<b>COCOA AND COCOA PREPARATIONS</b>	<b>225</b>	<b>280</b>	<b>49</b>	<b>94</b>	<b>-67%</b>
Chocolate and other food preparations containing cocoa	197	231	24	42	-82%
Cocoa powder, not containing added sugar or other sweetening matter	28	49	26	52	6%
<b>COFFEE, TEA, MATÉ AND SPICES</b>	<b>0</b>	<b>4</b>	<b>10</b>	<b>25</b>	<b>543%</b>
Coffee, whether or not roasted or decaffeinated; coffee husks and husks; coffee substitutes containing coffee, whatever ...	-	-	3	3	
Ginger, saffron, turmeric (curcuma), thyme, bay leaves, curry and other spices	0	4	7	21	455%
<b>RUBBER AND ARTICLES THEREOF</b>	<b>6,910</b>	<b>7,139</b>	<b>8,318</b>	<b>8,239</b>	<b>15%</b>
Hygiene or pharmaceutical articles (including pacifiers), of vulcanized rubber, uncured, whether or not with parts made of ...	5	103	100	423	311%
Other articles of vulcanised rubber other than hard rubber	6	25	1,366	676	2642%
Hard rubber (for example, ebonite) in all forms, including waste and scrap; articles of hard rubber	-	-	0	2	
Compounded rubber, unvulcanised, in primary forms or in plates, sheets or strip	-	-	8	8	
Synthetic and artificial rubber for rubber derived from oils, in primary forms or in plates, sheets, etc.	69	31	72	47	49%
Inner tubes, of rubber	3	6	14	20	268%
Conveyor or transmission belts or belting, of vulcanised rubber	18	8	53	167	1994%
Vulcanised rubber thread and cord	0	0	-	-	-100%

Products	April-June 2023		April-June 2024		Evolution (B)/(A)-1
	Quantity (t)	Fob Value (M.CFAF) (A)	Quantity (t)	Fob Value (M.CFAF) (B)	
Plates, sheets, strip, rods and profile shapes, of vulcanised rubber other than hard rubber	1	3	3	22	724%
New tyres, of rubber	6,255	6,615	6,405	6,630	0%
Retreaded or used pneumatic tyres of rubber; solid or cushion tyres, tyre treads and tyre flaps, of rubber	392	146	234	66	-55%
Tubes, pipes and hoses, of vulcanised rubber other than hard rubber, with or without their fittings (for example, joints, elbows, flanges)	57	31	16	69	123%
Clothing and clothing accessories (including gloves, mittens and mittens) of uncured vulcanized rubber,...	105	171	46	111	-35%
<b>CEREALS</b>	<b>417,394</b>	<b>94,076</b>	<b>545,157</b>	<b>122,440</b>	<b>30%</b>
Wheat and meslin	202,429	36,962	270,645	41,533	12%
Maize (corn)	11,129	1,428	20,303	2,155	51%
Rice	203,836	55,685	254,208	78,732	41%
Buckwheat, millet and canary seed; other cereals	-	-	1	21	
<b>FOOTWEAR, GAITERS AND THE LIKE; PARTS OF SUCH ARTICLES</b>	<b>2,750</b>	<b>1,043</b>	<b>2,541</b>	<b>1,567</b>	<b>50%</b>
Other footwear with outer soles and uppers of rubber or plastics	2,243	519	896	280	-46%
Footwear with outer soles of rubber, plastics, leather or composition leather and uppers of leather	17	135	87	785	480%
Footwear with outer soles of rubber, plastics, leather or composition leather and uppers of textile materials	1	8	9	21	151%
Impervious footwear with outer soles and uppers of rubber or plastics, the uppers of which have not been ...	9	19	-	-	-100%
Parts of footwear (including uppers whether or not attached to soles other than outer soles); sole...	-	-	5	40	
<b>HEADGEAR AND PARTS THEREOF</b>	<b>20</b>	<b>72</b>	<b>31</b>	<b>262</b>	<b>263%</b>
Other headgear, whether or not lined or trimmed	20	72	13	40	-44%
Hats and other headgear, knitted or made with lace, felt or other t ...	-	-	14	221	
Hats and other hairstyles, braided or made by assembling bands of any material, whether or not trimmed ...	-	-	3	1	
<b>MINERAL FUELS, MINERAL OILS AND PRODUCTS OF THEIR DISTILLATION; BITUMINOUS SUBSTANCES; MINERAL WAXES...</b>	<b>416,546</b>	<b>234,105</b>	<b>432,048</b>	<b>240,069</b>	<b>3%</b>
Pitch and pitch coke, obtained from coal tar or from other mineral tars	1,569	1,149	788	413	-64%
Petroleum coke, petroleum bitumen and other residues of petroleum oils or of bituminous minerals...	13,847	4,913	10,728	3,031	-38%
Petroleum gases and other gaseous hydrocarbons	20,233	8,061	20,141	8,516	6%
Coal; briquettes, pellets and similar solid fuels obtained from hard coal...	-	-	291	77	
Petroleum oils or oils obtained from bituminous minerals, other than crude oils; preparations not specified or included ...	380,834	219,911	399,301	227,610	4%
Oils and other products of the distillation of high temperature coal tar; analog products ...	-	-	42	36	
Bituminous mixtures based on natural asphalt or bitumen, petroleum bitumen, mineral tar or pitch ...	-	-	702	329	
Peat (including peat litter), whether or not agglomerated	-	-	18	23	
Vaseline; paraffin, microcrystalline petroleum wax, slack wax, ozokerite, lignite wax, peat wax, other ...	63	70	37	35	-50%
<b>COTTON</b>	<b>84</b>	<b>21</b>	<b>55</b>	<b>1,049</b>	<b>4906%</b>
Woven fabrics of cotton, containing 85 % or more by weight of cotton, weighing more than 200 g/m <sup>2</sup>	-	-	7	212	
Woven fabrics of cotton, containing 85 % or more by weight of cotton, weighing not more than 200 g/m <sup>2</sup>	84	21	20	2	-93%
Woven fabrics of cotton, containing less than 85 % by weight of cotton, mixed mainly or solely with man-made fibres, ...	-	-	7	212	

Products	April-June 2023		April-June 2024		Evolution (B)/(A)-1
	Quantity (t)	Fob Value (M.CFAF) (A)	Quantity (t)	Fob Value (M.CFAF) (B)	
<b>COPPER AND ARTICLES THEREOF</b>	<b>60</b>	<b>299</b>	<b>54</b>	<b>68</b>	<b>-77%</b>
Copper tube or pipe fittings (for example, couplings, elbows, sleeves)	-	-	0	8	
Household or household economy, hygiene or toilet articles and parts thereof, of copper; sponges or polishing pads ...	-	-	3	1	
Other articles of copper	-	-	3	18	
Refined copper and copper alloys, unwrought	7	23	-	-	-100%
Copper wire	-	-	6	26	
Spikes, nails, tacks, pointed crampons and similar articles, of copper or with shank of iron or steel and ...	0	0	41	8	3841%
Copper sheets and strip, of a thickness exceeding 0.15 mm	-	-	2	7	
Stranded wire, cables, plaited bands and the like, of copper, not electrically insulated	53	276	-	-	-100%
<b>PERSONAL EFFECTS</b>	<b>4,698</b>	<b>1,774</b>	<b>499</b>	<b>745</b>	<b>-58%</b>
<b>FERTILISERS</b>	<b>71,979</b>	<b>21,994</b>	<b>41,833</b>	<b>10,316</b>	<b>-53%</b>
Fertilizers of animal or vegetable origin, whether or not mixed together or chemically treated; fertilizer resulting from the mixture ...	21	165	-	-	-100%
Mineral or chemical fertilisers, nitrogenous	52,165	14,884	19,024	3,041	-80%
Mineral or chemical fertilisers containing two or three of the nutrients: nitrogen, phosphorus and potassium; others ...	9,184	3,615	22,806	7,217	100%
Mineral or chemical fertilisers, potassic	10,584	3,316	2	57	-98%
<b>TIN AND ARTICLES THEREOF</b>	<b>6</b>	<b>10</b>	<b>13</b>	<b>30</b>	<b>193%</b>
Other articles of tin	6	10	13	30	193%
<b>TANNING OR DYING EXTRACTS; TANNINS AND THEIR DERIVATIVES; PIGMENTS AND OTHER COLORING MATERIALS; PAINTS AND VARNISH ...</b>	<b>1,460</b>	<b>1,220</b>	<b>6,982</b>	<b>2,798</b>	<b>129%</b>
Other colouring matter; preparations referred to in note 3 to this chapter, other than those of heading 3203, 3204 ...	330	346	428	498	44%
Other paints and varnishes; prepared water pigments of a kind used for finishing leather ...	-	-	8	6	
Colors for artistic painting, teaching, painting signs, modifying shades, entertaining ...	55	20	60	50	155%
Printing inks, writing or drawing inks and other inks, whether or not concentrated or in solid form ...	33	87	68	187	114%
Tanning extracts of vegetable origin; tannins and their salts, ethers, esters and other derivatives	-	-	21	31	
Colour lakes; preparations as specified in note 3 to this chapter based on colour lakes...	2	9	-	-	-100%
Glazier's putty, resin cements and other putties; coatings used in painting; non-refractory plasters of ...	474	173	641	191	11%
Colouring matter of vegetable or animal origin (including dye extracts, but excluding blacks ...	5	107	-	-	-100%
Synthetic organic colouring matter, whether or not chemically defined; preparations referred to in note 3...	58	185	301	403	119%
Paints and varnishes based on synthetic polymers or modified natural polymers, dispersed or dissolved in a...	385	103	535	167	61%
Paints and varnishes based on synthetic polymers or modified natural polymers, dispersed or dissolved in a...	102	143	195	344	141%
Pigments (including metallic powders and flakes) dispersed in non-aqueous media, in liquid form, etc.	1	4	16	35	848%
Pigments, opacifiers and prepared colours, vitrifiable compositions, engobes, liquid glosses and preparations if similar...	-	-	4,699	871	
Prepared driers	15	43	9	14	-68%
<b>MAN-MADE STAPLE FIBRES</b>	<b>1,006</b>	<b>1,238</b>	<b>1,083</b>	<b>1,726</b>	<b>39%</b>

Products	April-June 2023		April-June 2024		Evolution (B)/(A)-1
	Quantity (t)	Fob Value (M.CFAF) (A)	Quantity (t)	Fob Value (M.CFAF) (B)	
Other woven fabrics of synthetic staple fibres	-	-	26	2	
Artificial filament tow	183	47	-	-	-100%
Synthetic filament cables	41	77	47	100	29%
Synthetic staple fibres, not carded, combed or otherwise processed for spinning ...	783	1,113	955	1,584	42%
Sewing thread of man-made staple fibres, whether or not put up for retail sale	-	-	27	37	
Woven fabrics of synthetic staple fibres containing 85% or more by weight of synthetic staple fibres...	-	-	28	4	
<b>MAN-MADE FILAMENTS; STRIP AND THE LIKE OF MAN-MADE TEXTILE MATERIALS</b>	<b>873</b>	<b>198</b>	<b>569</b>	<b>351</b>	<b>78%</b>
Sewing thread of man-made filaments, whether or not put up for retail sale ...	415	46	-	-	-100%
Synthetic filament yarn (other than sewing thread), not put up for retail sale, including ...	-	-	29	8	
Woven fabrics of synthetic filament yarn, including woven fabrics obtained from products of heading 5404...	458	151	540	344	127%
<b>CAST IRON, IRON AND STEEL</b>	<b>89,710</b>	<b>35,370</b>	<b>98,322</b>	<b>34,855</b>	<b>-1%</b>
Stainless steel in ingots or other primary forms; semi-finished products of stainless steel	-	-	4	10	
Other bars and rods of iron or non-alloy steel	46	49	2	7	-85%
Bars of iron or non-alloy steel, simply forged, hot-rolled or extruded, as well as those which have undergone ...	174	88	1	5	-94%
Other bars and rods of stainless steel; angles, shapes and sections of stainless steel	-	-	4	26	
Bars and sections of other alloy steel; hollow bars for drilling in alloyed or non-alloyed steels ...	622	261	15	15	-94%
Semi-finished products of iron or non-alloy steel	60,960	22,229	68,816	22,671	2%
Ferro-alloys	644	484	577	337	-30%
Wire of other alloy steel	-	-	13	8	
Wire of iron or non-alloy steel	497	442	389	168	-62%
Pig iron and spiegeleisen in pigs, blocks or other primary forms	-	-	163	61	
Granules and powders, of pig iron, spiegeleisen, iron or steel	40	2	-	-	-100%
Flat-rolled products of stainless steel, of a width of 600 mm or more	25	39	211	122	211%
Flat-rolled products of other alloy steel, of a width of 600 mm or more	6	7	26	34	411%
Flat-rolled products of iron or non-alloy steel, of a width of 600 mm or more, hot-rolled, not clad, plated...	4,710	2,013	16,637	6,037	200%
Flat-rolled products of iron or non-alloy steel, of a width of 600 mm or more, cold-rolled, not clad, plated...	940	194	1,069	442	128%
Flat-rolled products of iron or non-alloy steel, of a width of 600 mm or more, plated or coated...	11,034	4,863	4,474	2,560	-47%
Flat-rolled products of iron or non-alloy steel, of a width of less than 600 mm, not clad, plated or coated...	272	121	874	332	174%
Flat-rolled products of iron or non-alloy steel, of a width of less than 600 mm, clad, plated or coated...	53	47	74	60	26%
Sections of iron or non-alloy steel	4,150	1,935	4,974	1,961	1%
<b>EDIBLE FRUITS; PEEL OF CITRUS FRUITS OR MELONS</b>	<b>2,485</b>	<b>513</b>	<b>4,313</b>	<b>761</b>	<b>48%</b>
Citrus fruits, fresh or dried	250	43	100	15	-65%
Fruit and nuts, uncooked or cooked by steaming or boiling in water, frozen, whether or not containing added sugar or other sweetening matter...	-	-	21	16	
Apples, pears and quinces, fresh	2,183	452	4,027	692	53%

Products	April-June 2023		April-June 2024		Evolution (B)/(A)-1
	Quantity (t)	Fob Value (M.CFAF) (A)	Quantity (t)	Fob Value (M.CFAF) (B)	
Grapes, fresh or dried	53	18	166	37	106%
<b>GUMS, RESINS AND OTHER VEGETABLE SUKS AND EXTRACTS</b>	<b>68</b>	<b>872</b>	<b>44</b>	<b>482</b>	<b>-45%</b>
Vegetable saps and extracts; pectics, pectinates and pectates; agar-agar and other mucilages and thickeners ...	68	872	44	482	-45%
<b>OILSEEDS AND OIL FRUITS; MISCELLANEOUS SEEDS, SEEDS AND FRUITS; INDUSTRIAL OR MEDICINAL PLANTS; STRAWS AND ...</b>	<b>69</b>	<b>835</b>	<b>91</b>	<b>1,085</b>	<b>30%</b>
Other oil seeds and oleaginous fruits, whether or not broken	-	-	7	144	
Hop cones, fresh or dried, whether or not crushed, ground or in the form of pellets; lupulin	25	182	49	389	113%
Seeds, fruit and spores for sowing	45	653	35	552	-15%
<b>ANIMAL OR VEGETABLE FATS AND OILS; PRODUCTS OF THEIR DISSOCIATION; PREPARED DIETARY FATS; WAXES ...</b>	<b>51,470</b>	<b>35,330</b>	<b>5,220</b>	<b>3,330</b>	<b>-91%</b>
Other fixed vegetable fats and oils (including jojoba oil) and their fractions, whether or not refined, but not chemically modified	15	29	243	140	375%
Animal or vegetable fats and oils and their fractions, cooked, oxidized, dehydrated, sulphurized, puffed, s ...	136	91	-	-	-100%
Animal or vegetable fats and oils and their fractions, partially or totally hydrogenated, interesterified ...	1,964	1,737	281	156	-91%
Palm oil and its fractions, whether or not refined, but not chemically modified	47,590	32,708	2,834	1,868	-94%
Soya-bean oil and its fractions, refined or not, but not chemically modified	39	25	50	39	59%
Olive oil and its fractions, whether or not refined, but not chemically modified	15	41	18	30	-26%
Sunflower, safflower or cotton-seed oils and their fractions, whether or not refined, but not chemically modified ...	49	38	955	555	1367%
Margarine; food mixtures or preparations of animal or vegetable fats or oils or of fractions of ...	1,663	661	840	542	-18%
<b>CLOCKS AND WATCHES AND PARTS THEREOF</b>	<b>1</b>	<b>4</b>	<b>38</b>	<b>127</b>	<b>2982%</b>
Time switches and other devices enabling a mechanism to be triggered at a given time, fitted with a movement...	-	-	8	11	
Wristwatches, pocket watches and similar watches (including time counters of the same types), other...	-	-	4	2	
Clocks with watch movements, excluding clocks of heading 9104	1	4	-	-	-100%
Alarm clocks, clocks, clocks and similar horological appliances, with non-watch movement ...	-	-	26	115	
<b>ESSENTIAL OILS AND RESINOIDS; PERFUMERY, COSMETIC OR TOILET PREPARATIONS</b>	<b>1,942</b>	<b>8,401</b>	<b>2,108</b>	<b>9,372</b>	<b>12%</b>
Essential oils (terpeneless or not), including those called "concrete" or "absolute"; resinoids; oleores ...	21	6	-	-	-100%
Mixtures of odoriferous substances and mixtures (including alcoholic solutions) based on one or more ...	1,680	6,319	2,027	9,256	46%
Perfumes and toilet waters	10	5	-	-	-100%
Hair preparations	-	-	5	1	
Preparations for pre-shaving, shaving or aftershave, body deodorants, bath preparations, depi ...	19	78	6	42	-46%
Preparations for oral or dental hygiene, including powders and creams to facilitate the adhesion of teeth...	179	203	45	55	-73%
Prepared beauty or make-up products and preparations for maintaining or caring for the skin, other than...	34	1,789	3	11	-99%
<b>OPTICAL, PHOTOGRAPHY OR CINEMATOGRAPHY, MEASURING, CONTROL OR PRECISION INSTRUMENTS AND APPARATUS; ...</b>	<b>775</b>	<b>2,126</b>	<b>448</b>	<b>2,644</b>	<b>24%</b>
X-ray apparatus and apparatus using alpha, beta or gamma radiation, whether or not for medical, surgical, etc.	17	163	24	235	45%
Mechanotherapy apparatus; massage apparatus; psychotechnical apparatus; ozone therapy, oxygen therapy ...	1	77	3	2	-97%
Photographic cameras; apparatus and devices, including lamps and tubes, for the production of light-flash...	0	4	-	-	-100%

Products	April-June 2023		April-June 2024		Evolution (B)/(A)-1
	Quantity (t)	Fob Value (M.CFAF) (A)	Quantity (t)	Fob Value (M.CFAF) (B)	
Other counters (lap counters, production counters, taximeters, distance traveled totalizers, pedometer, etc.	-	-	0	14	
Balances of a sensitivity of 5 cg or better, with or without weights	-	-	0	9	
Gas, liquid or electricity meters, including meters for their calibration	-	-	40	870	
Density meters, hydrometers, liquid scales and similar floating instruments, thermometers, pyrometers, barometers, hygrom...	25	44	29	49	11%
Optical fibers and optical fiber bundles; optical fiber cables other than those of heading 8544; pol ...	-	-	0	9	
Drawing, plotting or calculating instruments (drawing machines, pantographs, protractors, math cases, etc.	-	-	43	24	
Instruments and devices for geodesy, topography, surveying, levelling, photogrammetry, hydrography, etc.	-	-	20	39	
Instruments and apparatus for physical or chemical analyses (polarimeters, refractometers, spectrometers, analysis, etc.	52	442	11	94	-79%
Instruments and apparatus for medicine, surgery, dentistry or veterinary art, including appliances...	536	1,125	180	525	-53%
Instruments and apparatus for measuring or controlling flow, level, pressure or other characteristics...	4	59	38	201	241%
Automatic regulating or controlling instruments and apparatus	134	152	21	94	-38%
Measuring or checking instruments, apparatus and machines, not specified or included elsewhere in this chapter...	5	59	4	15	-75%
Instruments, apparatus and models designed for demonstration (in education or exhibitions, for example) ...	-	-	2	35	
Lenses, prisms, mirrors and other optical elements in any material, mounted, for instruments or apparatus, ...	-	-	0	5	
Machines and apparatus for testing hardness, tension, compression, elasticity or other mechanical properties.	-	-	8	13	
Oscilloscopes, spectrum analyzers and other instruments and apparatus for measuring or controlling quantities ...	-	-	23	411	
<b>TOYS, GAMES AND SPORTS REQUISITES; PARTS AND ACCESSORIES THEREOF</b>	<b>112</b>	<b>95</b>	<b>19</b>	<b>54</b>	<b>-43%</b>
Articles and equipment for physical culture, gymnastics, athletics, other sports (including tennis ...	13	58	2	28	-52%
Fishing rods, hooks and other articles for angling; landing nets for all purposes; lures (other than ...	2	1	0	2	231%
Video game consoles and machines, articles for board games, including motor or motion games, ...	70	23	3	18	-22%
Roundabouts, swings, shooting galleries and other fairground amusements; travelling circuses and travelling menageries; travelling theatres	2	2	-	-	-100%
Tricycles, scooters, pedal cars and similar wheeled toys; prams and strollers for dolls; dolls; ...	25	11	13	7	-40%
<b>WOOL, FINE OR COARSE ANIMAL HAIR; HORSEHAIR YARN AND WOVEN FABRIC</b>	<b>38</b>	<b>11</b>	<b>-</b>	<b>-</b>	<b>-100%</b>
Waste of wool or of fine or coarse animal hair, including yarn waste but excluding garnetted stock ...	38	11	-	-	-100%
<b>MILK AND DAIRY PRODUCTS; BIRD EGGS; NATURAL HONEY; EDIBLE PRODUCTS OF ANIMAL ORIGIN, NOT SPECIFIED ...</b>	<b>4,860</b>	<b>9,220</b>	<b>3,062</b>	<b>5,510</b>	<b>-40%</b>
Buttermilk, curdled milk and cream, yoghurt, kephir and other fermented or acidified milk and cream, whether or not concentrated ...	-	-	15	6	
Butter and other fats and oils derived from milk; dairy spreads	-	-	15	34	
Cheese and curd	8	31	32	79	151%
Whey, whether or not concentrated or containing added sugar or other sweetening matter; products consisting of natural components...	563	369	189	114	-69%
Milk and cream, concentrated or containing added sugar or other sweetening matter	3,875	8,592	2,511	4,953	-42%
Milk and cream, not concentrated nor containing added sugar or other sweetening matter	414	227	296	302	33%
Birds' eggs, not in shell, and egg yolks, fresh, dried, cooked by steaming or by boiling in water, moulded...	-	-	4	21	

Products	April-June 2023		April-June 2024		Evolution (B)/(A)-1
	Quantity (t)	Fob Value (M.CFAF) (A)	Quantity (t)	Fob Value (M.CFAF) (B)	
<b>EDIBLE VEGETABLES AND CERTAIN ROOTS AND TUBERS</b>	<b>1,501</b>	<b>755</b>	<b>5,492</b>	<b>2,261</b>	<b>200%</b>
Dried leguminous vegetables, shelled, whether or not skinned or split	1,170	527	5,274	1,989	278%
Dried vegetables, whether or not cut into pieces or slices or crushed or ground, but not further prepared...	107	164	133	205	25%
Vegetables (uncooked or cooked by steaming or boiling in water), frozen	-	-	27	21	
Onions, shallots, garlic, leeks and other alliaceous vegetables, fresh or chilled	144	12	57	5	-56%
Potatoes, fresh or chilled	78	52	-	-	-100%
<b>CORK AND ARTICLES OF CORK</b>	<b>11</b>	<b>10</b>	<b>17</b>	<b>65</b>	<b>524%</b>
Agglomerated cork (with or without a binding substance) and articles of agglomerated cork	-	-	3	31	
Natural cork, raw or simply prepared; waste cork; crushed, granulated or ground cork	11	10	11	3	-69%
Articles of natural cork	-	-	3	31	
<b>ELECTRICAL MACHINES, APPARATUS AND EQUIPMENT AND THEIR PARTS; RECORDING OR SOUND REPRODUCTION APPARATUS ...</b>	<b>5,415</b>	<b>13,632</b>	<b>6,985</b>	<b>44,605</b>	<b>227%</b>
Electric accumulators, including their separators, whether or not square or rectangular	624	594	303	561	-5%
Switchgear for breaking, isolating, protection, branching, connection or connection of...	114	832	103	722	-13%
Switchgear for breaking, isolating, protection, branching, connection or connection of...	89	259	286	1,704	558%
Transmission apparatus for radio broadcasting or television, whether or not incorporating reception apparatus or apparatus.	138	36	4	149	317%
Sound recording apparatus; sound reproducing apparatus; sound recording and reproducing devices...	-	-	18	23	
Electrical signalling apparatus (other than for the transmission of messages), security, control or...	-	-	1	9	
Electrical acoustic or visual signalling devices (bells, sirens, annunciator panels, devices with...	2	56	33	129	129%
Electric lighting or signaling apparatus (other than articles of heading 8539), windscreen wipers, defrost...	-	-	15	7	
Electromechanical appliances with incorporated electric motor, for household use, other than vacuum cleaners of heading 8508...	89	267	119	58	-78%
Electric ignition or starting apparatus and devices for spark-ignition or compression-ignition engines.	2	25	10	17	-34%
Receiving apparatus for broadcasting, whether or not combined, in the same enclosure, with a recording apparatus ...	27	9	192	44	411%
Vacuum cleaners	2	18	-	-	-100%
Electric water heaters and immersion heaters; electrical appliances for space heating, underfloor heating or for general use...	201	123	159	159	29%
Electronic integrated circuits	-	-	2	100	
Electrical capacitors, fixed, variable or adjustable	-	-	0	2	
Diodes, transistors and similar semiconductor devices; photosensitive semiconductor devices, including...	246	669	150	284	-58%
Disks, tapes, non-volatile semiconductor-based data storage devices, "smart cards" ...	-	-	5	485	
Electromagnets; permanent magnets and articles intended to become permanent magnets after magnetization; plateaus, ...	-	-	1	32	
Carbon electrodes, carbon brushes, carbon brushes for lamps or for batteries and other articles of graphite or of ...	253	453	287	829	83%
Wires, cables (including coaxial cables) and other conductors insulated for electricity (even painted or oxidized ...	618	1,348	1,449	9,538	608%

Products	April-June 2023		April-June 2024		Evolution (B)/(A)-1
	Quantity (t)	Fob Value (M.CFAF) (A)	Quantity (t)	Fob Value (M.CFAF) (B)	
Industrial or laboratory electric furnaces, including those operating by induction or by dielectric losses.	3	6	152	852	15001%
Electric generating sets and rotary converters	646	1,998	853	2,915	46%
Electrical insulators of any material	746	829	2	2	-100%
Portable electric lamps, intended to operate using their own energy source (batteries, accumulators, etc.	172	25	265	394	1503%
Incandescent or gas-discharge electric lamps and tubes, including articles known as "sealed headlights and projectors" ...	38	8	51	57	573%
Electrical machines and apparatus, having individual functions, not specified or included elsewhere in this chapter	5	18	-	-	-100%
Machines and apparatus for brazing or welding (even those capable of cutting), electric (including those using hot gas...	2	26	76	138	436%
Microphones and their stands; loudspeakers, whether or not mounted in their enclosures; headsets and headphones, even ...	149	38	4	139	264%
Monitors and projectors, not incorporating television reception apparatus; television receivers ...	108	714	115	331	-54%
Electric motors and generators (excluding generating sets)	185	569	154	702	23%
Parts recognizable as being exclusively or mainly intended for apparatus of heading Nos 8525 to 8528 ...	487	673	142	276	-59%
Parts recognizable as being exclusively or mainly intended for apparatus of heading 8535, 8536 or 8537 ...	47	521	32	159	-69%
Parts recognizable as being exclusively or mainly intended for machines of heading 8501 or 8502...	3	17	21	147	779%
Insulating parts, entirely of insulating materials or comprising simple metal assembly parts (sockets ...	-	-	1	6	
Primary cells and primary batteries	-	-	4	37	
Telephone sets for users, including telephones for cellular networks and for other wireless networks; ...	8	176	789	17,470	9851%
Electrical resistors (including rheostats and potentiometers), other than heating resistors	-	-	0	8	
Tables, panels, consoles, desks, cupboards and other supports comprising several devices of heading 8535 or 8536...	57	488	376	3,085	533%
Electrical transformers, static converters (for example, rectifiers) and inductors	157	950	452	2,287	140.86%
<b>VEGETABLE PLAITING MATERIALS; VEGETABLE PRODUCTS NOT ELSEWHERE SPECIFIED OR INCLUDED</b>	<b>6</b>	<b>2</b>	<b>18</b>	<b>5</b>	<b>137%</b>
Vegetable products not elsewhere specified or included	6	2	18	5	137%
<b>ALBUMINOID MATERIALS; STARCH OR MODIFIED STARCH PRODUCTS; GLUES; ENZYMES</b>	<b>465</b>	<b>874</b>	<b>1,013</b>	<b>1,636</b>	<b>87%</b>
Glues and other prepared adhesives, not elsewhere specified or included; products of all kinds for use as glues or ...	210	359	779	1,058	195%
Dextrin and other modified starches and starches (for example, pre-gelatinized or esterified starches); coll...	219	243	168	161	-34%
Enzymes; prepared enzymes not elsewhere specified or included	36	273	66	417	53%
<b>PLASTICS AND ARTICLES THEREOF</b>	<b>30,067</b>	<b>23,672</b>	<b>34,610</b>	<b>29,360</b>	<b>24%</b>
Articles for transport or packaging, of plastics; stoppers, lids, caps and other devices ...	2,258	2,908	3,025	4,011	38%
Equipment for construction, of plastics, not elsewhere specified or included ...	42	33	112	274	730%
Other articles of plastics and articles of other materials of headings 3901 to 3914	416	378	186	339	-10%
Other plates, sheets, film, foil and strip, of plastics	221	582	405	563	-3%
Other plates, sheets, film, tapes and strips, of non-cellular plastics, not reinforced or...	2,106	3,467	1,632	5,000	44%
Baths, showers, sinks, washbasins, bidets, lavatories and their seats and covers, flush tanks ...	10	0	65	47	9556%
Cellulose and its chemical derivatives, not elsewhere specified or included, in primary forms	137	186	91	218	17%
Waste, parings and scrap, of plastics	40	2	-	-	-100%

Products	April-June 2023		April-June 2024		Evolution (B)/(A)-1
	Quantity (t)	Fob Value (M.CFAF) (A)	Quantity (t)	Fob Value (M.CFAF) (B)	
Monofilaments of which the largest dimension of the cross section exceeds 1 mm (monofilaments), rods, sticks and profi...	14	2	38	46	2687%
Self-adhesive plates, sheets, film, foil, tape, strip and other flat shapes, of plastics, whether or not in rolls	838	320	59	106	-67%
Polyacetals, other polyethers and epoxy resins, in primary forms; polycarbonates, alkyd resins, polyesters ...	7,343	4,484	9,487	5,452	22%
Acrylic polymers in primary forms	1,343	1,443	1,137	871	-40%
Polymers of vinyl acetate or of other vinyl esters, in primary forms; other vinyl polymers, under ...	40	205	77	233	14%
Polymers of ethylene, in primary forms	7,232	4,700	8,793	5,313	13%
Polymers of propylene or of other olefins, in primary forms	4,642	3,089	5,143	3,548	15%
Polymers of vinyl chloride or of other halogenated olefins, in primary forms	1,474	815	1,849	1,026	26%
Polymers of styrene, in primary forms	46	28	397	279	890%
Natural polymers (alginic acid, for example) and modified natural polymers (hardened proteins, chemical derivatives, etc.	28	117	436	254	117%
Amino-resins, phenolic resins and polyurethanes, in primary forms	471	286	386	374	31%
Petroleum resins, coumarone-indene resins, polyterpenes, polysulfides, polysulfones and other mentio products...	18	14	8	19	34%
Floor coverings of plastics, whether or not self-adhesive, in rolls or in the form of tiles or slabs, etc.	690	74	611	170	131%
Silicones in primary forms	10	54	17	69	29%
Tubes and pipes and their accessories (joints, elbows, fittings, for example), in plastics, etc.	361	211	387	734	248%
Tableware, kitchenware, other household articles and hygienic or toilet articles, of plastics	178	103	67	31	-69%
<b>FURNITURE; MEDICO-SURGICAL FURNITURE; BEDDING AND SIMILAR ARTICLES; LIGHTING DEVICES NOT SPECIFIED OR INCLUDED ...</b>	<b>1,265</b>	<b>2,747</b>	<b>949</b>	<b>2,086</b>	<b>-24%</b>
Lighting apparatus (including headlamps) and parts thereof, not elsewhere specified or included; lamps-claim ...	35	338	201	459	36%
Other furniture and parts thereof	130	129	330	735	469%
Prefabricated constructions	626	1,574	242	415	-74%
Furniture for medicine, surgery, dentistry or veterinary art (operating tables, examination tables, etc.	111	327	9	35	-89%
Seats (other than those of heading 9402), whether or not convertible into beds, and parts thereof	84	148	77	275	85%
Bed bases; bedding and similar articles (mattresses, foot covers, eiderdowns, cushions, ottomans, pillows, ...	38	9	40	133	1353%
<b>ORES, SLAG AND ASH</b>	<b>45,821</b>	<b>356</b>	<b>987</b>	<b>28</b>	<b>-92%</b>
Other slag and ash, including seaweed ash (kelp); ash and residues from the incineration of municipal waste	189	10	987	28	181%
Titanium ores and concentrates	203	142	-	-	-100%
Slag, slag (other than granulated slag), scale and other wastes from the manufacture of cast iron, iron or steel	45,430	204	-	-	-100%
<b>SHIPS, BOATS AND FLOATING STRUCTURES</b>	<b>31,625</b>	<b>52,470</b>	<b>20,007</b>	<b>71,733</b>	<b>37%</b>
Other vessels, including warships and lifeboats other than rowing boats	-	-	1	19	
Other floating structures (for example, rafts, tanks, coffer-dams, landing stages, buoys and beacons)	-	-	2	3	
Cruise ships, excursion boats, ferry-boats, cargo ships, barges and similar vessels for the transport of persons or goods	3,556	6,941	20,004	71,712	933%
<b>NICKEL AND ARTICLES THEREOF</b>	<b>-</b>	<b>-</b>	<b>0</b>	<b>10</b>	
Other articles of nickel	-	-	0	10	
<b>OILWELL SUPPLIES</b>	<b>4,870</b>	<b>15,890</b>	<b>713</b>	<b>9,967</b>	<b>-37%</b>

Products	April-June 2023		April-June 2024		Evolution (B)/(A)-1
	Quantity (t)	Fob Value (M.CFAF) (A)	Quantity (t)	Fob Value (M.CFAF) (B)	
<b>WADDING, FELTS AND NON-WASTE; SPECIAL YARNS; TWINE, ROPES AND CORDAGE; CORDERIE ARTICLES ...</b>	<b>1,901</b>	<b>1,209</b>	<b>557</b>	<b>537</b>	<b>-56%</b>
Articles of yarn, strip or the like of heading 5404 or 5405, twine, cordage, rope or cables, not elsewhere specified or included	-	-	3	49	
Twine, cordage, ropes and cables, whether or not plaited or braided and whether or not impregnated, coated, covered or sheathed with rubber or plastics	1,272	274	327	309	13%
Nets with knotted mesh, in layers or in pieces, obtained from twine, cordage or ropes; made-up nets ...	14	144	12	15	-90%
Nonwovens, whether or not impregnated, coated, covered or laminated	615	792	150	159	-80%
Wadding of textile materials and articles thereof; textile fibres of a length not exceeding 5 mm (fleece ...	-	-	37	4	
<b>TOOLS AND EQUIPMENT, CUTLERY AND TABLE CUTLERY, OF BASE METAL; PARTS OF THESE ARTICLES, OF METAL...</b>	<b>462</b>	<b>616</b>	<b>821</b>	<b>1,094</b>	<b>78%</b>
Hand-operated mechanical appliances, weighing 10 kg or less, used in preparing, conditioning or serving...	70	52	123	92	77%
Other cutlery items (clippers, cleavers, cleavers, butchers or kitchen choppers and letter opener, ...	-	-	3	3	
Spades, shovels, pickaxes, picks, hoes, hoes, forks, rakes and scrapers; axes, bill hooks and similar tools ...	266	131	302	132	1%
Hand-operated spanners and wrenches (including torque meter wrenches but not including tap wrenches); interchangeable spanner sockets, with or without handles	-	-	4	9	
Knives with cutting blades, serrated or not (including pruning knives), other than knives of heading 8208, and blades therefor	-	-	5	10	
Knives and cutting blades, for machines or for mechanical appliances	1	20	13	131	540%
Spoons, forks, ladles, skimmers, pie shovels, special fish or butter knives, sugar tongs ...	16	34	24	91	169%
Files, rasps, pliers (even cutting ones), pincers, tweezers, metal shears, pipe cutters, bolt cutters, carry ...	44	57	178	321	468%
Tools of at least two of headings 8202 to 8205, put up in sets for retail sale ...	2	22	-	-	-100%
Hand tools and tools (including glaziers' diamonds) not elsewhere specified or included; welding lamps and ...	-	-	85	109	
Interchangeable tools for hand tools, mechanical or not, or for machine tools (stamping, stamping, ...	19	25	15	71	192%
Razors and razor blades (including razor blade blanks in strips)	42	267	11	50	-81%
Hand saws; saw blades of all kinds (including saw cutters and non-toothed saw blades)...	2	7	59	75	915%
<b>ARTICLES OF SPARTERY OR OF BASKETWORK</b>	<b>0</b>	<b>3</b>	<b>55</b>	<b>53</b>	<b>1743%</b>
Basketry articles obtained directly in shape from materials to be braided or made with the help of artisans.	0	3	-	-	-100%
Plaits and similar articles of plaiting materials, whether or not assembled into strips; braiding materials, braids and arti ...	-	-	55	53	
<b>MISCELLANEOUS MANUFACTURED ARTICLES</b>	<b>2,529</b>	<b>1,884</b>	<b>1,014</b>	<b>899</b>	<b>-52%</b>
Brooms and brushes, whether or not forming parts of machines, apparatus or vehicles, mechanical brooms for ...	1,294	285	453	81	-72%
Insulating bottles and other mounted isothermal receptacles, whose insulation is provided by vacuum, as well as ...	209	109	200	101	-8%
Buttons, press-fasteners, snap-fasteners and press studs, button moulds and other parts of these articles; button blanks	-	-	4	126	
Gas and other lighters (excluding lighters of heading 3603), whether or not mechanical or electric, and parts thereof...	2	12	1	9	-27%
Pencils (other than pencils of heading 9608), crayons, pencil leads, pastels, drawing charcoals, writing or drawing chalks and tailors' chalks	30	20	5	11	-44%
Date, sealing or numbering stamps, and the like (including devices for printing or embossing labels), ...	0	2	-	-	-100%
Tailors' dummies and other lay figures; automata and other animated displays used for shop window dressing	2	7	61	38	459%

Products	April-June 2023		April-June 2024		Evolution (B)/(A)-1
	Quantity (t)	Fob Value (M.CFAF) (A)	Quantity (t)	Fob Value (M.CFAF) (B)	
Monopods, bipods, tripods and similar items	-	-	3	5	
Typewriter ribbons and similar ribbons, inked or otherwise prepared to leave impressions, whether or not mounted on spools or in cartridges...	0	0	-	-	-100%
Sanitary napkins and tampons, nappies and diapers for babies and similar articles, of any material...	892	780	211	204	-74%
Ballpoint pens and pencils; pens and markers with felt or other porous tips; fountain pens and other ...	100	666	76	324	-51%
Hand sieves and hand riddles	0	3	-	-	-100%
<b>MISCELLANEOUS ARTICLES OF BASE METAL</b>	<b>581</b>	<b>1,079</b>	<b>1,315</b>	<b>2,196</b>	<b>104%</b>
Stoppers (including crown caps, screw caps and pourers), lids, capsules ...	483	933	1,160	2,027	117%
Padlocks, locks and bolts (keyed, secretive or electric), of base metal; clasps and frames-clasps co...	8	10	10	23	139%
Bells, doorbells, gongs and the like, non-electric, of base metal; statuettes and other objects of...	-	-	0	3	
Wires, rods, tubes, plates, electrodes and similar articles, of base metal or of metal carbides, etc.	79	104	125	80	-23%
Fittings, fittings and similar articles of base metal for furniture, doors, stairs, windows, shutters, etc.	5	5	10	30	466%
Information plates, name plates, address plates and similar plates, numbers, letters and different signs...	3	16	8	28	73%
Flexible tubing of base metal, with or without fittings	3	10	0	4	-60%
<b>ARTICLES OF LEATHER; CROPPERS OR SADDLES; TRAVEL ARTICLES, HANDBAGS AND SIMILAR CONTAINERS...</b>	<b>1,012</b>	<b>194</b>	<b>1,146</b>	<b>341</b>	<b>76%</b>
Trunks, suitcases and cases, including toiletry cases and briefcases, towels, car ...	1,012	194	1,121	317	64%
Articles of apparel and clothing accessories, of leather or of composition leather	0	0	26	24	8761%
<b>ARTICLES OF IRON OR STEEL</b>	<b>9,843</b>	<b>13,044</b>	<b>17,604</b>	<b>17,223</b>	<b>32%</b>
Tube or pipe fittings (for example, couplings, elbows, sleeves), of iron or steel	88	488	78	363	-26%
Anchors, grapples and parts thereof, of cast iron, iron or steel	16	28	13	10	-65%
Household or household articles and parts thereof, of cast iron, iron or steel; steel or steel wool; epo ...	460	254	249	246	-3%
Hygiene or toilet articles, and parts thereof, of cast iron, iron or steel	10	0	14	11	2221%
Other articles of iron or steel	708	552	469	1,517	175%
Other cast articles of iron or steel	192	162	161	152	-6%
Other tubes and pipes (welded or riveted, for example), of circular section, of an external diameter exceeding 406,...	-	-	1,894	606	
Other tubes, pipes and hollow profiles (for example, open seam or welded, riveted or similarly closed), of iron or steel	214	665	426	460	-31%
Chains, chains and parts thereof, of cast iron, iron or steel	-	-	22	33	
Constructions and parts of constructions (bridges and parts of bridges, lock gates, towers, pylons, pillars, c ...	5,288	6,706	8,246	8,289	24%
Elements of railway tracks, in cast iron, iron or steel: rails, guard rails and racks, needles, heart points, etc.	-	-	179	87	
Sheet piling of iron or steel, whether or not drilled, punched or made from assembled elements; welded angles, shapes and sections, of iron or steel	42	70	-	-	-100%
Stoves, boilers, cookers (including those which can be used incidentally for heating a hundred) ...	603	188	938	253	34%
Spikes, nails, tacks, pointed crampons, corrugated or bevelled staples and similar articles, of cast iron, iron, etc.	-	-	6	5	
Containers for compressed or liquefied gas, of iron or steel	623	859	937	1,162	35%
Tanks, tuns, vats and similar containers for all materials (except compressed or liquefied gases), ...	571	1,064	472	1,033	-3%

Products	April-June 2023		April-June 2024		Evolution (B)/(A)-1
	Quantity (t)	Fob Value (M.CFAF) (A)	Quantity (t)	Fob Value (M.CFAF) (B)	
Tanks, drums, drums, cans, boxes and similar receptacles, for all materials (except co ...	232	492	84	120	-76%
Springs and leaf springs, of iron or steel	16	10	8	41	309%
Artificial brambles of iron or steel; twists, barbed or not, of wire or strip of iron or steel, ...	5	2	12	18	698%
Wire fabrics (including continuous or endless fabrics), netting and mesh, of iron or steel wire; ...	153	93	402	440	373%
Stranded wires, cables, braids, slings and similar articles, of iron or steel, not electrically insulated ...	249	693	134	144	-79%
Tubes, pipes and hollow profiles, of cast iron	0	2	1,185	421	24499%
Tubes, pipes and hollow profiles, seamless, of iron or steel	254	463	1,094	1,040	125%
Screws, bolts, nuts, lag screws, thread hooks, rivets, pins, dowels, keys, washers (including ...	119	252	549	719	185%
<b>ARTICLES OF STONE, PLASTER, CEMENT, ASBESTOS, MICA OR SIMILAR MATERIALS</b>	<b>653</b>	<b>362</b>	<b>1,792</b>	<b>680</b>	<b>88%</b>
Natural or artificial abrasives in powder or grains, applied to textile products, paper, cardboard or other ...	6	12	10	28	135%
Slag wool, slag wool, rock wool and similar mineral wool; expanded vermiculite, expanded clays, ...	91	79	56	109	39%
Wheels and similar articles, without frames, to grind, to defibrate, to grind, to sharpen, to polish, to rectify, to tran ...	0	0	17	58	12826%
Articles of asphalt or of similar material (for example, petroleum bitumen or coal tar pitch)	210	67	598	206	207%
Articles of cement, of concrete or of artificial stone, whether or not reinforced	-	-	13	9	
Articles of stone or of other mineral materials (including carbon fibers, articles of these materials, etc.	119	165	16	38	-77%
Articles of plaster or of compositions based on plaster	121	16	885	141	764%
Worked freestone or building stones (other than slate) and articles thereof, excluding ...	107	23	196	91	300%
<b>PAPERS AND CARDBOARDS; ARTICLES OF CELLULOSE PULP, OF PAPER OR OF PAPERBOARD</b>	<b>23,662</b>	<b>11,540</b>	<b>30,323</b>	<b>12,424</b>	<b>8%</b>
Other paper and cardboard, uncoated or coated, in rolls or sheets, which has not undergone further processing.	2,837	779	1,537	427	-45%
Other paper, cardboard, cellulose wadding and webs of cellulose fibres cut to size; other works in ...	249	146	17	34	-77%
Filter blocks, slabs and plates, of paper pulp	14	61	14	61	1%
Boxes, bags, pouches, cones and other packaging made of paper, cardboard, cellulose wadding or webs of ...	2,309	1,695	2,922	1,754	3%
Envelopes, letter cards, non-illustrated postcards and correspondence cards, of paper or cardboard; drinks ...	187	126	28	2	-99%
Labels of all kinds, in paper or cardboard, printed or not	384	1,486	360	1,094	-26%
Cigarette paper, whether or not cut to size or in the form of booklets or tubes	-	-	100	3	
Newsprint, in rolls or sheets	735	357	524	196	-45%
Carbon papers, so-called "carbonless" papers and other papers for duplication or transfers (other than those of heading 4809...	-	-	18	22	
Carbon papers, so-called "carbonless" papers and other papers for duplication or transfers (including papers ...	180	164	231	194	18%
Papers of a kind used for toilet papers and similar papers, cellulose wadding or fibre webs...	648	559	94	84	-85%
Papers of a kind used for toilet paper, for cleansing towels, for hand towels, for napkins, etc.	805	675	576	375	-45%
Paper and board coated with kaolin or other inorganic substances on one or both sides, with or on ...	1,365	709	2,255	1,188	68%
Kraft paper and paperboard, uncoated or coated, in rolls or sheets, other than that of heading 4802 or 4803 ...	3,484	1,489	2,784	1,123	-25%
Corrugated paper and cardboard (even with covering by gluing), creped, pleated, embossed, embossed or perforated, in bearings...	21	17	-	-	-100%

Products	April-June 2023		April-June 2024		Evolution (B)/(A)-1
	Quantity (t)	Fob Value (M.CFAF) (A)	Quantity (t)	Fob Value (M.CFAF) (B)	
Paper and paperboard, uncoated or coated, of a kind used for writing, printing or other graphic purposes...	1,711	982	2,571	1,207	23%
Paper, cardboard, cellulose wadding and cellulose fibre webs, coated, coated, impregnated, covered, collar, etc.	285	259	741	1,563	503%
Registers, accounting books, notebooks (of notes, orders, receipts), agendas, memorandum pads, notepads ...	3,333	856	5,367	1,767	107%
Bobbins, spools, cops and similar supports, of paper pulp, paper or paperboard (whether or not perforated or hardened)	4,601	808	9,960	1,207	49%
<b>UMBRELLAS, SUN UMBRELLAS, WALKING STICKS, SEAT-STICKS, WHIPS, RIDING-CROPS AND PARTS THEREOF</b>	<b>95</b>	<b>9</b>	<b>2</b>	<b>3</b>	<b>-69%</b>
Umbrellas, parasols and parasols (including cane umbrellas, garden umbrellas and similar articles)...	95	9	2	3	-69%
<b>PULP OF WOOD OR OF OTHER FIBROUS CELLULOSIC MATERIAL; RECOVERED (WASTE AND SCRAP) PAPER OR PAPERBOARD...</b>	<b>620</b>	<b>561</b>	<b>498</b>	<b>407</b>	<b>-27%</b>
Recycling paper or cardboard (waste and scrap)	75	36	-	-	-100%
Chemical wood pulp, soda or sulphate, other than dissolving pastes	545	525	498	407	-22%
<b>RAW HIDES AND SKINS (OTHER THAN FURSKINS) AND LEATHER</b>	<b>-</b>	<b>-</b>	<b>5</b>	<b>40</b>	
Leather further prepared after tanning or crusting, including parchment-dressed leather, of bovine (including buffalo)...	-	-	5	40	
<b>NATURAL OR CULTURED PEARLS, PRECIOUS OR SIMILAR STONES, PRECIOUS METALS, METALS CLAD WITH PRECIOUS METALS AND...</b>	<b>-</b>	<b>-</b>	<b>604</b>	<b>4,185</b>	
Coin	-	-	604	4,185	
<b>LIVE TREES AND OTHER PLANTS; BULBS, ROOTS AND THE LIKE; CUT FLOWERS AND ORNAMENTAL FOLIAGE</b>	<b>27</b>	<b>11</b>	<b>-</b>	<b>-</b>	<b>-100%</b>
Cut flowers and flower buds of a kind suitable for bouquets or for ornamental purposes, fresh, dried, dyed, bleached, impregnated or otherwise prepared	27	11	-	-	-100%
<b>LEAD AND ARTICLES THEREOF</b>	<b>-</b>	<b>-</b>	<b>3</b>	<b>12</b>	
Other articles of lead	-	-	3	8	
Lead plates, sheets, strip and foil; lead powders and flakes	-	-	0	5	
<b>PREPARED FEATHERS AND DOWN AND ARTICLES MADE OF FEATHERS OR OF DOWN; ARTIFICIAL FLOWERS; ARTICLES OF HAIR ...</b>	<b>-</b>	<b>-</b>	<b>3</b>	<b>1</b>	
Artificial flowers, foliage and fruit and parts thereof; articles made of artificial flowers, foliage or fruit...	-	-	3	1	
<b>FISH AND CRUSTACEANS, MOLLUSCS AND OTHER AQUATIC INVERTEBRATES</b>	<b>49,913</b>	<b>29,409</b>	<b>64,396</b>	<b>41,143</b>	<b>40%</b>
Crustaceans, whether or not in shell, live, fresh, chilled, frozen, dried, salted or in brine; crustaceans, even dec ...	-	-	1	2	
Flour, powder and pellets, of fish or of crustaceans, molluscs or other aquatic invertebrates, fit for human consumption	-	-	38	50	
Fish fillets and other fish meat (whether or not minced), fresh, chilled or frozen	-	-	31	23	
Fish, frozen, excluding fish fillets and other fish meat of heading 0304	49,913	29,409	60,245	39,993	36%
Fish, fresh or chilled, excluding fish fillets and other fish meat of heading 0304	-	-	4,081	1,075	
<b>POWDERS AND EXPLOSIVES; PYROTECHNICAL ARTICLES; MATCHES; PYROPHORIC ALLOYS; FLAMMABLE MATERIALS...</b>	<b>12</b>	<b>131</b>	<b>415</b>	<b>107</b>	<b>-18%</b>
Fireworks, signalling flares, rain rockets, fog signals and other pyrotechnic articles	-	-	6	9	
Prepared explosives, other than propellant powders	-	-	407	83	
Ferrocium and other pyrophoric alloys in all forms; articles in flammable materials mentioned in note...	-	-	1	15	
Safety drills; detonating cords; primers and fulminating capsules; igniters; electric detonators ...	12	131	-	-	-100%
<b>PREPARATIONS OF CEREALS, FLOUR, STARCH OR MILK; PASTRYCOOKS' PRODUCTS</b>	<b>9,890</b>	<b>8,386</b>	<b>6,730</b>	<b>6,474</b>	<b>-23%</b>

Products	April-June 2023		April-June 2024		Evolution (B)/(A)-1
	Quantity (t)	Fob Value (M.CFAF) (A)	Quantity (t)	Fob Value (M.CFAF) (B)	
Malt extracts; food preparations of flour, groats, semolina, starches, starches or malt extracts, do not ...	8,255	7,792	5,001	5,876	-25%
Pasta, whether or not cooked or stuffed (with meat or other substances) or otherwise prepared, such as...	1,286	353	1,498	420	19%
Cereal-based products obtained by blowing or roasting (e.g. corn flakes); cereals (other than maize) ...	224	100	130	51	-49%
<b>Bakery, pastry or biscuit products, whether or not containing added cocoa; hosts, empty seals ...</b>	124	141	102	126	-11%
<b>MISCELLANEOUS EDIBLE PREPARATIONS</b>	<b>4,623</b>	<b>6,833</b>	<b>6,715</b>	<b>8,821</b>	<b>29%</b>
Extracts, essences and concentrates of coffee, tea or maté and preparations with a basis of these products or with a basis of coffee ...	188	314	67	226	-28%
Edible ice cream, whether or not containing cocoa	8	25	-	-	-100%
Yeasts (live or dead); other single-cell micro-organisms, dead (but not including vaccines of heading 3002); powders...	1,157	1,389	765	1,116	-20%
Food preparations not elsewhere specified or included	2,618	4,416	2,922	4,502	2%
Sauces and preparations thereof; mixed condiments and mixed seasonings; mustard flour and meal and prepared mustard	652	689	2,528	2,465	258%
Preparations for soups, broths or broths; prepared soups, broths or broths; food preparations co ...	-	-	433	511	
<b>PREPARATIONS OF VEGETABLES, FRUIT, NUTS OR OTHER PARTS OF PLANTS</b>	<b>4,622</b>	<b>3,230</b>	<b>2,425</b>	<b>1,947</b>	<b>-40%</b>
Other vegetables prepared or preserved otherwise than by vinegar or acetic acid, frozen, other than products of heading 2006	25	19	54	45	136%
Other vegetables prepared or preserved otherwise than by vinegar or acetic acid, not frozen, other than p...	1,732	754	120	53	-93%
Mushrooms and truffles, prepared or preserved otherwise than by vinegar or acetic acid	9	2	-	-	-100%
Jams, jellies, marmalades, purees and fruit pastes, obtained by cooking, with or without added sugar or other...	8	2	8	4	74%
Fruits and other edible parts of plants, otherwise prepared or preserved, with or without added sugar or...	-	-	66	78	
Fruit (including grape must) or vegetable juices, unfermented, without added alcohol, with or without ad...	1,000	985	971	893	-9%
Tomatoes prepared or preserved otherwise than by vinegar or acetic acid	1,846	1,467	1,205	874	-40%
<b>PREPARATIONS OF MEAT, OF FISH OR OF CRUSTACEANS, MOLLUSCS OR OTHER AQUATIC INVERTEBRATES...</b>	<b>1,026</b>	<b>825</b>	<b>1,126</b>	<b>1,071</b>	<b>30%</b>
Other prepared or preserved meat, meat offal or blood	201	93	156	103	11%
Prepared and preserved fish; caviar and its substitutes prepared from fish roe ...	790	692	960	957	38%
Sausages and similar products, of meat, meat offal or blood; food preparations from these products	35	40	10	11	-73%
<b>CERAMIC PRODUCTS</b>	<b>37,071</b>	<b>4,622</b>	<b>29,071</b>	<b>7,951</b>	<b>72%</b>
Ceramic apparatus and articles for chemical or other technical uses; troughs, bins and containers if ...	117	66	3	40	-40%
Other refractory ceramic articles (retorts, crucibles, muffles, nozzles, buffers, supports, cups, tubes, etc.	-	-	16	39	
Ceramic building bricks, flooring blocks, support or filler tiles and the like	-	-	580	58	
Bricks, slabs, tiles and other ceramic pieces, of fossil siliceous flour (e.g. kieselguhr, tripolite, diatomite...	30	16	64	10	-35%
Bricks, slabs, tiles and similar ceramic construction pieces, refractories, other than those made from flour, etc.	304	237	1,231	2,358	895%
Tiles and slabs for paving or covering, of ceramic; cubes, dice and similar articles for mosaics, of ...	33,135	3,623	22,438	4,638	28%
Sinks, washbasins, washbasin columns, bathtubs, bidets, toilet bowls, cisterns, urinals and appliances ...	1,754	309	3,520	601	94%
Statuettes and other ornamental ceramic articles	-	-	20	2	
Ceramic pipes, conduits, guttering and pipe fittings	-	-	25	1	

Products	April-June 2023		April-June 2024		Evolution (B)/(A)-1
	Quantity (t)	Fob Value (M.CFAF) (A)	Quantity (t)	Fob Value (M.CFAF) (B)	
Tableware, other household articles or household economy articles and hygiene or toilet articles, of ceramic, ...	253	40	111	20	-49%
Tableware, other household or domestic economy articles and hygiene or toilet articles, of porcelain, etc.	1,473	330	1,064	182	-45%
<b>INORGANIC CHEMICALS; INORGANIC OR ORGANIC COMPOUNDS OF PRECIOUS METALS, RADIOACTIVE ELEMENTS, ...</b>	<b>74,131</b>	<b>17,418</b>	<b>74,806</b>	<b>18,226</b>	<b>5%</b>
Nitric acid; sulphonitric acids	52	18	-	-	-100%
Sulphuric acid; oleum	237	39	186	24	-39%
Ammonia, anhydrous or in aqueous solution	372	116	74	19	-83%
Other inorganic acids and other inorganic oxygenates of non-metallic elements...	73	66	181	111	69%
Other salts of inorganic acids or peroxyacids (including aluminosilicates of chemically defined or...	-	-	4	9	
Borates; peroxoborates (perborates)	-	-	41	18	
Carbonates; peroxocarbonates (percarbonates); commercial ammonium carbonate containing ammonium carbamate...	15,658	1,322	17,706	1,623	23%
Carbon (carbon blacks and other forms of carbon not elsewhere specified or included)	1	3	2	4	46%
Carbides, whether or not chemically defined	144	72	233	113	57%
Chlorates and perchlorates; bromates and perbromates; iodates and periodates	1	39	-	-	-100%
Hydrogen chloride (hydrochloric acid); chlorosulphuric acid	321	41	207	33	-20%
Chlorides, chloride oxides and chloride hydroxides; bromides and bromide oxides; iodides and iodide oxides	522	246	295	118	-52%
Artificial corundum, whether or not chemically defined; aluminium oxide; aluminium hydroxide	36,908	9,764	37,433	12,533	28%
Cyanides, cyanide oxides and complex cyanides	0	2	-	-	-100%
Radioactive chemical elements and radioactive isotopes (including the fissile or fertile chemical elements and isotopes) and their compounds;	7	1	-	-	-100%
Fluorides; fluorosilicates, fluoroaluminates and other complex fluorine salts	3,164	1,126	632	308	-73%
Hydrogen, rare gases and other non-metals	113	130	45	37	-72%
Sodium hydroxide (caustic soda); potassium hydroxide (caustic potash); peroxides of sodium or potassium...	9,991	2,605	7,475	1,588	-39%
<b>Hypochlorites; commercial calcium hypochlorite; chlorites; hypobromites</b>	<b>63</b>	<b>71</b>	<b>1,035</b>	<b>493</b>	<b>594%</b>
Alkali or alkaline-earth metals; rare-earth metals, scandium and yttrium, whether or not intermixed or interalloyed ...	61	42	-	-	-100%
Zinc oxide; zinc peroxide	-	-	6	6	
Boron oxides; boric acids	37	6	-	-	-100%
Titanium oxides	25	40	125	186	366%
Iron oxides and hydroxides; earth colours containing by weight 70% or more of combined iron, evaluated as Fe2O3...	-	-	17	22	
Diphosphorus pentoxide; Phosphoric acid; polyphosphoric acids, whether or not chemically defined ...	41	52	-	-	-100%
Hydrogen peroxide, whether or not solidified with urea	23	13	5	11	-15%
Phosphinates (hypophosphites), phosphonates (phosphites) and phosphates; polyphosphates, chemically defined ...	1,461	976	398	101	-90%
<b>Silicates; commercial alkali metal silicates</b>	<b>771</b>	<b>165</b>	<b>1,325</b>	<b>221</b>	<b>34%</b>
Sulphates; alums; peroxosulphates (persulphates)	4,084	462	7,369	634	37%
Sulphites; thiosulphates	-	-	9	15	
<b>ORGANIC CHEMICALS</b>	<b>5,262</b>	<b>4,753</b>	<b>4,546</b>	<b>3,342</b>	<b>-30%</b>

Products	April-June 2023		April-June 2024		Evolution (B)/(A)-1
	Quantity (t)	Fob Value (M.CFAF) (A)	Quantity (t)	Fob Value (M.CFAF) (B)	
Carboxylic acids containing additional oxygen functions and their anhydrides, halides, peroxides, etc.	291	173	419	228	32%
Unsaturated acyclic monocarboxylic acids and cyclic monocarboxylic acids, their anhydrides, halides, etc.	-	-	18	27	
Saturated acyclic monocarboxylic acids and their anhydrides, halides, peroxides and peroxyacids; their derri ...	252	252	153	125	-50%
Nucleic acids and their salts, whether or not chemically defined; other heterocyclic compounds...	57	361	24	120	-67%
Acyclic alcohols and their halogenated, sulphonated, nitrated or nitrosated derivatives	964	526	733	382	-27%
Cyclic alcohols and their halogenated, sulphonated, nitrated or nitrosated derivatives	-	-	3	8	
Aldehydes, whether or not containing other oxygen functions; cyclic polymers of aldehydes; paraformaldehyde ...	278	73	299	33	-55%
Other organo-inorganic compounds	0	1	8	22	2027%
Ketones and quinones, whether or not with other oxygen function, and their halogenated, sulphonated, nitrated or nitrosated derivatives	2	13	83	66	400%
Compounds with other nitrogen functions	1,160	1,504	871	866	-42%
Amine-function compounds	438	27	-	-	-100%
Carboxyimide-function compounds (including saccharin and its salts) and imine-function compounds	1	5	-	-	-100%
Nitrile-function compounds	0	1	-	-	-100%
Oxygen-function amino-compounds	1,125	1,056	1,648	1,005	-5%
Heterocyclic compounds with nitrogen hetero-atom(s) only	5	26	1	3	-87%
Heterocyclic compounds with oxygen hetero-atom(s) only	0	1	15	29	2719%
Halogenated derivatives of hydrocarbons	353	153	193	90	-41%
Organic derivatives of hydrazine or of hydroxylamine	6	13	-	-	-100%
Ethers, ethers-alcohols, ethers-phenols, ethers-alcohols-phenols, peroxides of alcohols, peroxides of ethers, peroxides ...	45	111	32	197	78%
Acyclic hydrocarbons	17	12	-	-	-100%
Cyclic hydrocarbons	6	7	2	2	-63%
Provitamins and vitamins, natural or reproduced by synthesis (including natural concentrates), as well as...	24	91	26	107	18%
Quaternary ammonium salts and hydroxides; lecithins and other phosphoaminolipids, whether or not chemically defined	32	62	4	6	-91%
Organo-sulphur compounds	206	287	14	20	-93%
<b>PRODUCTS OF THE MILLING INDUSTRY; MALT; STARCHES; INULIN; WHEAT GLUTEN</b>	<b>40,413</b>	<b>16,514</b>	<b>47,682</b>	<b>16,461</b>	<b>0%</b>
Starches; inulin	1,395	462	546	158	-66%
Wheat or meslin flour	43	16	-	-	-100%
Wheat gluten, whether or not dry	235	339	78	112	-67%
Cereal groats, meal and pellets	13,298	4,080	6,714	1,945	-52%
Malt, whether or not roasted	25,442	11,616	40,344	14,245	23%
<b>PRINTED BOOKS, NEWSPAPERS, PICTURES AND OTHER PRODUCTS OF THE PRINTING INDUSTRY; MANUSCRIPTS, TYPESCRIPTS AND PLANS</b>	<b>966</b>	<b>1,544</b>	<b>1,463</b>	<b>3,060</b>	<b>98%</b>
Children's picture, drawing or colouring books	-	-	14	25	
Other printed matter, including printed pictures and photographs	24	544	211	731	34%

Products	April-June 2023		April-June 2024		Evolution (B)/(A)-1
	Quantity (t)	Fob Value (M.CFAF) (A)	Quantity (t)	Fob Value (M.CFAF) (B)	
Calendars of any kind, printed, including calendar blocks	-	-	8	4	
Newspapers, journals and periodicals, whether or not illustrated or containing advertising material	29	1	-	-	-100%
Printed books, brochures, leaflets and similar printed matter, whether or not in single sheets	914	999	1,225	1,956	96%
Postage stamps, revenue stamps and the like, not canceled, current or intended to be valid in the country in ...	-	-	5	345	
<b>MISCELLANEOUS CHEMICAL PRODUCTS</b>	<b>17,495</b>	<b>32,092</b>	<b>16,463</b>	<b>24,214</b>	<b>-25%</b>
Industrial monocarboxylic fatty acids; acid oils from refining; industrial fatty alcohols ...	132	133	-	-	-100%
Sizing or finishing agents, dyeing or fixing accelerators for colouring matters and other products ...	2	4	16	17	358%
Mixed alkylbenzenes and mixed alkyl-naphthalenes, other than those of heading 2707 or 2902	18	8	-	-	-100%
Biodiesel and mixtures thereof, not containing or containing less than 70 % by weight of petroleum oils or oils obtained from bituminous minerals	-	-	3	10	
Activated carbon; activated natural mineral materials; animal black, including exhausted animal black ...	119	36	190	145	301%
Cements, mortars, concretes and similar refractory compositions, other than products of heading 3801...	1,274	323	951	252	-22%
Preparations and charges for fire-extinguishers; charged fire-extinguishing grenades	-	-	3	10	
Chemical elements doped for use in electronics, in the form of discs, wafers or similar analog forms...	-	-	281	31	
Wood tars; wood tar oils; wood creosote; methylene; vegetable pitch; brewer's pitch and similar preparations ...	-	-	42	36	
Artificial graphite; colloidal or semi-colloidal graphite; preparations based on graphite or other carbon, in ...	30	38	5	9	-75%
Reaction initiators, reaction accelerators and catalytic preparations, not elsewhere specified or included ...	1	4	5	3	-13%
Insecticides, rodents, fungicides, herbicides, germination inhibitors and growth regulators for plants	10,497	28,810	10,183	20,913	-27%
Residual detergents from the manufacture of cellulose pulp, whether or not concentrated, sugar-free or chemically treated ...	244	5	-	-	-100%
Prepared binders for foundry molds or cores; chemicals and preparations of the chemical or chemical industries.	3,218	1,180	4,216	1,692	43%
Fluids for hydraulic brakes and other fluids prepared for hydraulic transmissions, not containing oils...	9	10	-	-	-100%
Halogenated chemical mixtures	-	-	18	86	
Culture media prepared for the growth and maintenance of micro-organisms (including viruses and organic...	12	497	-	-	-100%
Anti-knock preparations, oxidation inhibitors, peptizing additives, viscosity improvers, anti-additives ...	21	101	139	465	360%
Anti-freezing preparations and prepared de-icing fluids	19	17	44	34	97%
Preparations known as "vulcanization accelerators"; Composite plasticizers for rubber or plastic materials...	0	1	48	41	4492%
Preparations for pickling metals; soldering or brazing flux and other auxiliary preparations for soldering ...	5	0	-	-	-100%
Diagnostic or laboratory reagents on any support and prepared diagnostic or laboratory reagents, even...	8	222	29	276	24%
Composite organic solvents and thinners, not elsewhere specified or included; preparations designed to remove paints...	1,827	591	280	188	-68%
Tall oil, whether or not refined	-	-	10	6	
<b>PHARMACEUTICAL PRODUCTS</b>	<b>7,763</b>	<b>41,734</b>	<b>6,862</b>	<b>44,241</b>	<b>6%</b>
Glands and other organs, for opotherapeutic purposes, in a dried state, whether or not pulverized; Extracts, for opotherapeutic uses, of glands or other organs or of their secretions	-	-	25	36	
Medicines (excluding products of heading 3002, 3005 or 3006) consisting of products mixed together, prep...	3	1	-	-	-100%
Medicines (excluding products of heading 3002, 3005 or 3006) consisting of mixed or unmixed products...	800	924	1,832	9,703	950%

Products	April-June 2023		April-June 2024		Evolution (B)/(A)-1
	Quantity (t)	Fob Value (M.CFAF) (A)	Quantity (t)	Fob Value (M.CFAF) (B)	
Wadding, gauze, tapes and similar articles (dressings, plasters, sinapisms, for example), impregnated or covered ...	127	330	52	115	-65%
Pharmaceutical goods specified in note 4 to this chapter	1,885	800	4	238	-70%
Human blood; animal blood prepared for therapeutic, prophylactic or diagnostic uses; antisera, other ...	5	350	-	-	-100%
<b>PHOTOGRAPHIC OR CINEMATOGRAPHIC GOODS</b>	<b>16</b>	<b>45</b>	<b>15</b>	<b>63</b>	<b>39%</b>
Photographic paper, paperboard and textiles, sensitised, unexposed	8	27	-	-	-100%
Plates and flat films, photographic, sensitized, unimpressed, in materials other than paper, cardboard or ...	9	18	15	63	249%
<b>HARDWARE</b>	<b>752</b>	<b>365</b>	<b>871</b>	<b>943</b>	<b>158%</b>
<b>NUCLEAR REACTORS, BOILERS, MACHINES, MECHANICAL APPARATUS AND DEVICES; PARTS OF SUCH MACHINES OR APPARATUS ...</b>	<b>19,093</b>	<b>49,255</b>	<b>17,401</b>	<b>50,364</b>	<b>2%</b>
Auxiliary devices for boilers of heading 8402 or 8403 (economizers, superheaters, chimney sweeping or gas recovery devices ...)	-	-	37	24	
Weighing apparatus and instruments, including scales and scales for checking machined parts, but excluding...	76	194	70	325	68%
Mechanical apparatus (including hand-held) for projecting, dispersing or spraying liquids or powders; extinguishers ...	195	254	765	891	250%
Laboratory apparatus, devices or equipment, whether or not electrically heated (excluding ovens and other...	161	1,090	148	915	-16%
Transmission shafts (including camshafts and crankshafts) and cranks; bearings and bushings; cutting gears ...	2	15	144	400	2643%
Taps, valves and similar devices for pipes, boilers, tanks, vats or similar containers...	53	438	139	668	52%
Other office machines and devices (hctographic or stencil duplicators, address printing machines, etc...	17	75	65	199	167%
Other lifting, loading, unloading or handling machines and devices (elevators, mechanical stairs, etc.	205	1,092	748	4,545	316%
Other earthmoving, levelling, stripping, excavating, compacting, extracting or drilling machines and equipment.	240	605	26	198	-67%
Other machines and devices for agriculture, horticulture, forestry, poultry farming or bee-keeping, incl.	176	480	89	267	-44%
Other machines and apparatus for working with pulp, paper or cardboard, including cutting machines.	29	54	0	3	-94%
Other machine tools for working metals or cermet, working without removing material ...	1	2	30	121	6210%
Other engines and motors	4	43	49	174	301%
Bigues; cranes and blondes; overhead cranes, unloading or handling gantries, crane bridges, trolleys, etc.	244	356	360	545	53%
Dozers (bulldozers), bias dozers (angledozers), graders, scrapers, mechanical shovels, excavate ...	6,721	13,079	4,070	7,731	-41%
Burners for fueling homes, for liquid fuels, for pulverized solid fuels or for gas; ...	17	387	-	-	-100%
Centrifuges, including centrifugal dryers; filtering or purifying machinery and apparatus, for liquids or gases...	1,650	1,305	266	743	-43%
Stacker trucks; other industrial trucks fitted with a lifting or handling equipment	746	2,103	263	1,234	-41%
Foundry frame; bottom plates for molds; models for molds; molds for metals (other than ingots ...)	43	305	92	401	31%
Steam boilers (steam generators), other than central heating boilers designed to produce...	32	657	31	63	-90%
Central heating boilers other than those of heading 8402	4	9	2	10	5%
Converters, ladles, ingots and casting machines (molding) for metallurgy, steelworks or foundry ...	7	11	20	49	332%
Industrial or laboratory furnaces and ovens, including incinerators, non-electric	24	92	68	738	702%
Air gas or water gas generators, with or without their purifiers; acetylene generators and generators ...	-	-	4	24	
Metalloplastic seals; sets or assortments of gaskets of different composition presented in pouches, envelopes, etc.	0	0	9	111	23606%

Products	April-June 2023		April-June 2024		Evolution (B)/(A)-1
	Quantity (t)	Fob Value (M.CFAF) (A)	Quantity (t)	Fob Value (M.CFAF) (B)	
Metal-rolling mills and rolls thereof	1	54	662	2,154	3905%
Forging or stamping machines (including presses), sheep, hammers and swifts for the work of...	17	34	283	76	123%
Machines (including slide-type machining units) for drilling, boring, milling, threading or tapping metals by...	-	-	10	51	
Sewing machines, other than book sewing machines of heading 8440; furniture, bases and covers specially designed...	125	25	81	6	-74%
Deburring, sharpening, grinding, grinding, honing, polishing or other finishing operations machines, worked ...	1	16	147	938	5795%
Dish washing machines; machines and apparatus for cleaning or drying bottles or other containers...	101	2,040	208	3,655	79%
Washing machines, even with drying device	75	44	93	93	111%
Planing machines, vices-filing machines, slotting machines, broaching, cutting gears, finishing gears, sawing ...	66	377	5	22	-94%
Milking machines and dairy machinery	8	54	-	-	-100%
Automatic data processing machines and units thereof; magnetic or optical readers, ...	23	709	27	383	-46%
Machines and apparatus (other than machines of heading 8450) for washing, cleaning, spinning, drying, ...	-	-	21	31	
Machines and apparatus for sorting, screening, separating, washing, crushing, crushing, mixing or mixing soil, stones, etc.	385	1,032	1,643	3,514	241%
Machines and auxiliary apparatus for machines of heading 8444, 8445, 8446 or 8447 (dobby, Jacquard machines, etc.	21	257	1	67	-74%
Machines and mechanical appliances having individual functions, not specified or included elsewhere in this chapter	483	2,755	537	2,233	-19%
Machines and apparatus for the manufacture of pulp of fibrous cellulosic materials or for the manufacture or...	21	168	-	-	-100%
Machinery for preparing or making up tobacco, not specified or included elsewhere in this chapter...	-	-	0	4	
Machines and apparatus for soldering or welding, whether or not capable of cutting, other than those of heading 8515; machines and ...	-	-	4	20	
Machines and apparatus for stitching or bookbinding, including sheet-sewing machines...	45	365	-	-	-100%
Machines and apparatus for air conditioning comprising a motor-driven fan and specific devices...	533	518	530	1,181	128%
Extruders for working with rubber or plastics or for manufacturing products made from these materials	152	2,110	348	1,413	-33%
Machines and apparatus for printing by means of plates, cylinders and other printing elements of heading 8442...	61	422	68	273	-35%
Machines and apparatus, not specified or included elsewhere in this chapter, for preparation or manufacture ...	355	3,424	178	2,242	-35%
Machines for preparing textile materials; machines for spinning, doubling or twisting of materials.	-	-	4	26	
Machines for cleaning, sorting or screening grains or pulses; machines and apparatus for ...	653	2,467	488	3,006	22%
Agricultural, horticultural or forestry machinery, apparatus and implements for soil preparation or tillage or for ...	31	24	14	42	73%
Machines, apparatus and machinery for harvesting and threshing agricultural products, including straw balers ...	-	-	15	61	
Machines, apparatus and materials (other than machines of headings 8456 to 8465) for preparation or manufacture ...	5	4	-	-	-100%
Machine tools (including machines for nailing, stapling, gluing or otherwise assembling) for woodworking,...	42	69	83	374	444%
Machine tools for working stone, ceramic products, concrete, asbestos-cement or other materials ...	156	462	197	105	-77%
Machine tools working by removing any material and operating by laser or other beam of light or ...	1	30	-	-	-100%
Weaving machines (looms)	13	150	-	-	-100%
Spark-ignition reciprocating or rotary internal combustion piston engines	26	12	142	45	275%
Compression-ignition internal combustion piston engines (diesel or semi-diesel engines)	-	-	4	8	
Pneumatic, hydraulic or motor tools (electric or non-electric) incorporated, for use by hand ...	8	79	87	165	107%

Products	April-June 2023		April-June 2024		Evolution (B)/(A)-1
	Quantity (t)	Fob Value (M.CFAF) (A)	Quantity (t)	Fob Value (M.CFAF) (B)	
Pulley tackle and hoists; winches and capstans; jacks	15	77	61	90	16%
Parts of machines or apparatus, not specified or included elsewhere in this chapter, not comprising ...	18	120	25	40	-67%
Parts and accessories (other than cases, covers and the like) recognizable as being exclusively or ...	-	-	8	119	
Parts and accessories recognizable as being exclusively or mainly intended for machines of heading 8456...	-	-	124	475	
Parts suitable for use solely or principally with the machinery of headings 8425 to 8	188	1,439	493	2,094	45%
Parts recognizable as being exclusively or mainly intended for engines of heading 8407 or 8408...	0	10	33	327	3029%
Air or vacuum pumps, compressors for air or other gases and fans; extractor hoods or recycling...	421	718	516	1,063	48%
Pumps for liquids, whether or not fitted with a measuring device; liquid elevators	91	443	110	514	16%
Refrigerators, freezer-conservators and other equipment, machines and apparatus for producing cold, ...	1,417	1,690	1,805	2,629	56%
Ball, roller, roller or needle bearings	21	151	13	63	-58%
Hydraulic turbines, water wheels and their regulators	2	69	34	148	114%
Turbojets, turbopropellers and other gas turbines	-	-	623	124	
<b>RESIDUES AND WASTE FROM THE FOOD INDUSTRIES; PREPARED ANIMAL FODDER</b>	<b>19,349</b>	<b>7,785</b>	<b>62,890</b>	<b>18,100</b>	<b>133%</b>
Flours, powders and agglomerates in the form of pellets, meat, offal, fish or crustaceans, molluscs, etc.	186	130	-	-	-100%
Wine lees; raw tartar	-	-	21	44	
Preparations of a kind used for feeding animals	4,586	3,389	4,389	3,181	-6%
Oil cake and other solid residues, whether or not crushed or agglomerated in the form of pellets, from the extraction of soybean oil	14,578	4,265	58,481	14,875	249%
<b>SOAPS, ORGANIC SURFACE AGENTS, LAUNDRY PREPARATIONS, LUBRICANT PREPARATIONS,...</b>	<b>2,177</b>	<b>3,583</b>	<b>1,838</b>	<b>2,006</b>	<b>-44%</b>
Organic surfactants (other than soaps); surfactant preparations, laundry preparations (incl.	844	870	985	1,221	40%
Candles, candles, tapers and similar articles	431	129	98	81	-37%
Polishes and creams for shoes, polishes, glosses for bodywork, glass or metals, scouring pastes and powders ...	8	26	1	6	-79%
Artificial waxes and prepared waxes	16	46	23	54	16%
Lubricating preparations (including cutting oils, preparations for releasing nuts, preparations, etc.	167	173	225	239	38%
Soaps; organic surfactant products and preparations for use as soap, bars, bars, pieces or ...	711	2,338	506	406	-83%
<b>SALT; SULPHUR; EARTHS AND STONE; PLASTERING MATERIALS, LIME AND CEMENT</b>	<b>776,260</b>	<b>20,439</b>	<b>957,959</b>	<b>22,901</b>	<b>12%</b>
Other clays (excluding expanded clays of heading 6806), andalusite, kyanite, sillimanite, whether or not calcined;...	606	166	1,002	251	51%
Pebbles, gravel, crushed stones, of the types generally used for concreting or for the setting in of...	-	-	492	38	
Natural magnesium carbonate (magnesite); electrofused magnesia; magnesia burnt to death (sintered), even containing...	-	-	273	83	
Castines; lime or cement stones	379	10	758	24	134%
Quicklime, slaked lime and hydraulic lime, other than calcium oxide and hydroxide of heading 2825...	5,298	707	4,155	547	-23%
Hydraulic cements (including unpulvered cements known as "clinkers"), whether or not coloured	708,473	17,894	876,712	19,525	9%
Chalk	913	211	674	157	-26%
Dolomite, whether or not sintered or calcined, including dolomite roughened or simply cut, by sawing or otherwise, e...	2,518	78	1,194	66	-16%
Fossil siliceous flour (kieselguhr, tripolite, diatomite, for example) and other similar siliceous earths,...	224	100	379	166	66%

Products	April-June 2023		April-June 2024		Evolution (B)/(A)-1
	Quantity (t)	Fob Value (M.CFAF) (A)	Quantity (t)	Fob Value (M.CFAF) (B)	
Gypsum; anhydrite; plasters, whether or not coloured or containing small amounts of accelerators or retarders ...	11,429	449	22,494	979	118%
Kaolin and other kaolinic clays, whether or not calcined	26	17	25	25	50%
Marble, travertine, ecaussine and other calcareous monumental or building stone of an apparent specific gravity of 2,5 ...	-	-	41	18	
Mineral substances not elsewhere specified or included	171	14	1,525	162	1020%
Pumice; emery; natural corundum, natural garnet and other natural abrasives, whether or not heat treated ...	-	-	0	5	
Natural sands of all kinds, whether or not coloured, excluding metalliferous sands of Chapter 26...	29	8	3	2	-70%
Salt (including prepared table salt and denatured salt) and pure sodium chloride, even in aqueous solution ...	46,150	773	48,215	836	8%
Natural soapstone, whether or not roughly cut or simply cut, by sawing or otherwise, into shaped blocks or slabs ...	43	11	17	15	39%
Natural barium sulfate (barite); natural barium carbonate (witherite), whether or not calcined, other than ...	-	-	1	3	
<b>SILK</b>	<b>0</b>	<b>1</b>	<b>-</b>	<b>-</b>	<b>-100%</b>
Silk yarn (other than yarn spun from silk waste) not put up for retail sale	0	1	-	-	-100%
<b>SUGARS AND SUGAR CONFECTIONERY</b>	<b>32,732</b>	<b>11,955</b>	<b>60,032</b>	<b>22,272</b>	<b>86%</b>
Other sugars, including chemically pure lactose, maltose, glucose and fructose (levulose), in their s ...	5,998	2,197	2,832	962	-56%
Sugar confectionery (including white chocolate), not containing cocoa	212	266	9	20	-92%
Cane or beet sugar and chemically pure sucrose, in solid form	26,522	9,493	57,191	21,290	124%
<b>TOBACCO AND MANUFACTURED TOBACCO SUBSTITUTES</b>	<b>711</b>	<b>3,038</b>	<b>762</b>	<b>3,012</b>	<b>-1%</b>
Other manufactured tobacco and manufactured tobacco substitutes; 'homogenised' or 'reconstituted' tobacco; tobacco extracts and essences	176	6	120	9	38%
Cigars (including those with cut ends), cigarillos and cigarettes, of tobacco or of tobacco substitutes ...	535	3,032	642	3,003	-1%
<b>CARPETS AND OTHER TEXTILE FLOOR COVERINGS</b>	<b>330</b>	<b>127</b>	<b>225</b>	<b>103</b>	<b>-19%</b>
Other carpets and other textile floor coverings, whether or not made up	2	0	118	62	13892%
Carpets and other textile floor coverings, woven, not tufted or flopped, whether or not made up, including...	16	5	4	6	11%
Carpets and other textile floor coverings, tufted, whether or not made up	12	49	103	35	-27%
<b>IMPREGNATED, COATED, COVERED OR LAMINATED TEXTILE FABRICS; TEXTILE ARTICLES OF A KIND SUITABLE FOR INDUSTRIAL USE</b>	<b>44</b>	<b>73</b>	<b>108</b>	<b>130</b>	<b>78%</b>
Conveyor belts or transmission belts of textile materials, whether or not impregnated, coated, covered with material, etc.	1	13	11	27	117%
Textile products and articles for technical uses, specified in note 7 to this chapter	2	40	2	29	-28%
Rubberised textile fabrics, other than those of heading 5902	-	-	56	15	
Fabrics impregnated, coated or covered with plastics or laminated with plastics, other than ...	41	20	38	51	156%
Textile hosepiping and similar textile tubing, with or without lining, armour or accessories of other materials	-	-	1	7	
<b>SPECIAL FABRICS; TUFTED TEXTILE SURFACES; LACES; TAPESTRY; PASSEMENTERIES; EMBROIDERY ...</b>	<b>-</b>	<b>-</b>	<b>1</b>	<b>21</b>	
Narrow woven fabrics, other than goods of heading 5807; narrow fabrics consisting of warp without weft assembled by means of an adhesive (bolducs)	-	-	1	21	
<b>VEHICLES AND EQUIPMENT FOR RAILWAY OR SIMILAR TRACKS AND THEIR PARTS; MECHANICAL DEVICES ...</b>	<b>316</b>	<b>1,034</b>	<b>868</b>	<b>1,267</b>	<b>22%</b>
Specially designed and equipped frames and containers (including tank-containers and tank-containers)...	16	56	597	371	565%
Parts of vehicles for railways or the like	300	978	271	896	-8%

Products	April-June 2023		April-June 2024		Evolution (B)/(A)-1
	Quantity (t)	Fob Value (M.CFAF) (A)	Quantity (t)	Fob Value (M.CFAF) (B)	
<b>GLASS AND GLASSWARE</b>	<b>13,523</b>	<b>2,626</b>	<b>13,412</b>	<b>2,299</b>	<b>-12%</b>
Tubular bulbs and envelopes, open, and parts thereof, of glass, without fittings, for electric lamps, ...	16	6	57	15	131%
Carboys, bottles, flasks, jars, jars, tubular packaging, ampoules and other transport containers or...	9,379	1,996	6,829	1,357	-32%
Cullet and other waste and scrap of glass; glass in the mass	735	28	3,771	122	342%
Glass fibres (including glass wool) and articles thereof (for example yarns, fabrics) ...	29	42	86	108	158%
Ice (float glass and glass softened or polished on one or two sides) in plates or sheets, even with an absorbent layer ...	618	43	793	78	83%
Glass mirrors, whether or not framed, including rear-view mirrors	-	-	84	15	
Glass objects for the service of the table, for the kitchen, the toilet, the office, the ornamentation of the apartments ...	1,088	253	819	251	-1%
Pavers, slabs, bricks, tiles, tiles and other articles, of pressed or molded glass, whether or not reinforced, for building or...	-	-	25	18	
Glass beads, imitations of natural or cultured pearls, imitations of gemstones and similar articles of v...	20	8	11	22	182%
Safety glass, consisting of glass which is tempered or formed from laminated sheets	196	63	667	237	274%
Laboratory, hygienic or pharmaceutical glassware, whether or not graduated or calibrated	-	-	0	6	
Watchmaking and similar glasses, ordinary or medical glasses, curved, bent, hollowed or similar...	-	-	41	25	
Multiple-walled insulating units of glass	-	-	25	28	
<b>ARTICLES OF APPAREL AND CLOTHING ACCESSORIES, NOT KNITTED OR CROCHETED</b>	<b>48</b>	<b>170</b>	<b>91</b>	<b>525</b>	<b>209%</b>
Other made up clothing accessories; parts of garments or of clothing accessories, other than of heading...	-	-	1	34	
Shirts and short-sleeved shirts, for men or boys	9	2	4	126	6282%
Suits or suits, sets, jackets, pants, overalls with suspenders, breeches and shorts (other than for ...	-	-	5	137	
Tailored suits, sets, jackets, dresses, skirts, culottes, pants, overalls with suspenders, breeches and ...	1	7	-	-	-100%
Body vests and day shirts, jumpsuits or bottoms of dresses, petticoats, briefs, night shirts, pajamas, desh ...	3	13	-	-	-100%
Coats, peacoats, capes, anoraks, jackets and similar articles, for men or boys, excluding articles...	-	-	6	66	
Sports tracksuits (trainings), ski suits and sets, swimsuits, breeches and briefs; other ...	7	140	18	154	10%
Garments, made up of fabrics of heading 5602, 5603, 5903, 5906 or 5907	27	8	3	3	-61%
Babies' garments and clothing accessories	-	-	55	6	
<b>CLOTHING AND CLOTHING ACCESSORIES, KNITTED</b>	<b>340</b>	<b>219</b>	<b>276</b>	<b>405</b>	<b>85%</b>
Other made-up clothing accessories, knitted or crocheted; knitted or crocheted parts of garments or of clothing accessories...	-	-	6	66	
Sweaters, pullovers, cardigans, cardigans and similar articles, including under-sweaters, knitted or crocheted...	-	-	1	5	
Tights (pantyhose), stockings, knee socks, socks and other hosiery, including tights (pantyhose) ...	-	-	8	103	
Jumpsuits or bottoms of dresses, petticoats, briefs, nightgowns, pajamas, negligee, bathrobes, bathrobes ...	9	86	-	-	-100%
Suits or suits, sets, jackets, pants, overalls with suspenders, breeches and shorts (other than for ...	-	-	191	15	
Gloves, mittens and mitts, knitted or crocheted	-	-	10	26	
Tracksuits, ski suits and swimwear, knitted or crocheted	139	28	6	69	151%
T-shirts, singlets and other vests, knitted or crocheted	14	90	54	121	34%
<b>MEAT AND EDIBLE OFFAL</b>	<b>107</b>	<b>59</b>	<b>129</b>	<b>225</b>	<b>282%</b>

Products	April-June 2023		April-June 2024		Evolution (B)/(A)-1
	Quantity (t)	Fob Value (M.CFAF) (A)	Quantity (t)	Fob Value (M.CFAF) (B)	
Edible offals of bovine, porcine, sheep, goat, horse, ass or mulassière species, fresh, r...	107	59	96	147	150%
Other meat and edible meat offal, fresh, chilled or frozen	-	-	1	2	
Meat of swine animals, fresh, chilled or frozen	-	-	1	2	
Meat of sheep or goats, fresh, chilled or frozen	-	-	1	2	
Meat and edible offal, of the poultry of heading 0105, fresh, chilled or frozen	-	-	29	71	
<b>VEHICLES OTHER THAN RAILWAY OR TRAMWAY ROLLING STOCK, AND PARTS AND ACCESSORIES...</b>	<b>25,812</b>	<b>50,731</b>	<b>28,874</b>	<b>47,360</b>	<b>-7%</b>
Bicycles and other cycles (including delivery tricycles), not motorised	24	9	522	237	2534%
Bodies (including cabs), for the motor vehicles of headings 8701 to 8705	-	-	30	16	
Automobile trolleys not fitted with a lifting device, of a kind used in factories, warehouses, shops, etc.	10	5	125	375	8061%
Tanks and other armoured fighting vehicles, motorised, whether or not fitted with weapons, and parts of such vehicles	28	31	-	-	-100%
Prams, strollers and similar cars for the transport of children, and parts thereof	9	5	5	1	-84%
Motorcycles (including mopeds) and cycles fitted with an auxiliary motor, with or without side-cars; sidecars ...	818	1,447	130	62	-96%
Parts and accessories of the motor vehicles of headings 8701 to 8705	72	179	272	703	292%
Parts and accessories of vehicles of headings 8711 to 8713	2,565	1,464	2,998	2,428	66%
Trailers and semi-trailers for all vehicles; other non-motor vehicles; their parts ...	833	722	2,966	2,784	285%
Tractors (other than tractors of heading 8709)	1,898	5,451	1,587	3,082	-43%
Special purpose motor vehicles, other than those primarily designed for the transport of persons or ...	1,554	3,185	90	375	-88%
Motor vehicles for the transport of ten or more persons, including the driver	656	2,585	428	1,818	-30%
Vehicles used for cargo transport	6,824	8,517	7,717	13,909	63%
Passenger cars and other motor vehicles mainly designed for the transport of persons (other than...	10,459	26,759	11,683	21,383	-20%
<b>ZINC AND ARTICLES THEREOF</b>	<b>30</b>	<b>8</b>	<b>1</b>	<b>21</b>	<b>169%</b>
Other articles of zinc	24	4	1	21	450%
Zinc waste and scrap	6	4	-	-	-100%
Lubricating preparations (including cutting oils, preparations for releasing nuts, preparations, etc.	167	173	225	239	38%
Soaps; organic surfactant products and preparations for use as soap, bars, pieces or ...	711	2,338	506	406	-83%
<b>SALT; SULPHUR; EARTHS AND STONE; PLASTERING MATERIALS, LIME AND CEMENT</b>	<b>776,260</b>	<b>20,439</b>	<b>957,959</b>	<b>22,901</b>	<b>12%</b>
Other clays (excluding expanded clays of heading 6806), andalusite, kyanite, sillimanite, whether or not calcined;...	606	166	1,002	251	51%
Pebbles, gravel, crushed stones, of the types generally used for concreting or for the setting in of...	-	-	492	38	
Natural magnesium carbonate (magnesite); electrofused magnesia; magnesia burnt to death (sintered), even containing...	-	-	273	83	
Castines; lime or cement stones	379	10	758	24	134%
Quicklime, slaked lime and hydraulic lime, other than calcium oxide and hydroxide of heading 2825...	5,298	707	4,155	547	-23%
Hydraulic cements (including unpulvered cements known as "clinkers"), whether or not coloured	708,473	17,894	876,712	19,525	9%
Chalk	913	211	674	157	-26%
Dolomite, whether or not sintered or calcined, including dolomite roughened or simply cut, by sawing or otherwise, e...	2,518	78	1,194	66	-16%
Fossil siliceous flour (kieselguhr, tripolite, diatomite, for example) and other similar siliceous earths,...	224	100	379	166	66%

Products	April-June 2023		April-June 2024		Evolution (B)/(A)-1
	Quantity (t)	Fob Value (M.CFAF) (A)	Quantity (t)	Fob Value (M.CFAF) (B)	
Gypsum; anhydrite; plasters, whether or not coloured or containing small amounts of accelerators or retarders ...	11,429	449	22,494	979	118%
Kaolin and other kaolinic clays, whether or not calcined	26	17	25	25	50%
Marble, travertine, ecaussine and other calcareous monumental or building stone of an apparent specific gravity of 2,5 ...	-	-	41	18	
Mineral substances not elsewhere specified or included	171	14	1,525	162	1020%
Pumice; emery; natural corundum, natural garnet and other natural abrasives, whether or not heat treated ...	-	-	0	5	
Natural sands of all kinds, whether or not coloured, excluding metalliferous sands of Chapter 26...	29	8	3	2	-70%
Salt (including prepared table salt and denatured salt) and pure sodium chloride, even in aqueous solution ...	46,150	773	48,215	836	8%
Natural soapstone, whether or not roughly cut or simply cut, by sawing or otherwise, into shaped blocks or slabs ...	43	11	17	15	39%
Natural barium sulfate (barite); natural barium carbonate (witherite), whether or not calcined, other than ...	-	-	1	3	
<b>SILK</b>	<b>0</b>	<b>1</b>	<b>-</b>	<b>-</b>	<b>-100%</b>
Silk yarn (other than yarn spun from silk waste) not put up for retail sale	0	1	-	-	-100%
<b>SUGARS AND SUGAR CONFECTIONERY</b>	<b>32,732</b>	<b>11,955</b>	<b>60,032</b>	<b>22,272</b>	<b>86%</b>
Other sugars, including chemically pure lactose, maltose, glucose and fructose (levulose), in their s ...	5,998	2,197	2,832	962	-56%
Sugar confectionery (including white chocolate), not containing cocoa	212	266	9	20	-92%
Cane or beet sugar and chemically pure sucrose, in solid form	26,522	9,493	57,191	21,290	124%
<b>TOBACCO AND MANUFACTURED TOBACCO SUBSTITUTES</b>	<b>711</b>	<b>3,038</b>	<b>762</b>	<b>3,012</b>	<b>-1%</b>
Other manufactured tobacco and manufactured tobacco substitutes; 'homogenised' or 'reconstituted' tobacco; tobacco extracts and essences	176	6	120	9	38%
Cigars (including those with cut ends), cigarillos and cigarettes, of tobacco or of tobacco substitutes ...	535	3,032	642	3,003	-1%
<b>CARPETS AND OTHER TEXTILE FLOOR COVERINGS</b>	<b>330</b>	<b>127</b>	<b>225</b>	<b>103</b>	<b>-19%</b>
Other carpets and other textile floor coverings, whether or not made up	2	0	118	62	13892%
Carpets and other textile floor coverings, woven, not tufted or flopped, whether or not made up, including...	16	5	4	6	11%
Carpets and other textile floor coverings, tufted, whether or not made up	12	49	103	35	-27%
<b>IMPREGNATED, COATED, COVERED OR LAMINATED TEXTILE FABRICS; TEXTILE ARTICLES OF A KIND SUITABLE FOR INDUSTRIAL USE</b>	<b>44</b>	<b>73</b>	<b>108</b>	<b>130</b>	<b>78%</b>
Conveyor belts or transmission belts of textile materials, whether or not impregnated, coated, covered with material, etc.	1	13	11	27	117%
Textile products and articles for technical uses, specified in note 7 to this chapter	2	40	2	29	-28%
Rubberised textile fabrics, other than those of heading 5902	-	-	56	15	
Fabrics impregnated, coated or covered with plastics or laminated with plastics, other than ...	41	20	38	51	156%
Textile hosepiping and similar textile tubing, with or without lining, armour or accessories of other materials	-	-	1	7	
<b>SPECIAL FABRICS; TUFTED TEXTILE SURFACES; LACES; TAPESTRY; PASSEMENTERIES; EMBROIDERY ...</b>	<b>-</b>	<b>-</b>	<b>1</b>	<b>21</b>	
Narrow woven fabrics, other than goods of heading 5807; narrow fabrics consisting of warp without weft assembled by means of an adhesive (bolducs)	-	-	1	21	
<b>VEHICLES AND EQUIPMENT FOR RAILWAY OR SIMILAR TRACKS AND THEIR PARTS; MECHANICAL DEVICES ...</b>	<b>316</b>	<b>1,034</b>	<b>868</b>	<b>1,267</b>	<b>22%</b>
Specially designed and equipped frames and containers (including tank-containers and tank-containers)...	16	56	597	371	565%
Parts of vehicles for railways or the like	300	978	271	896	-8%

Products	April-June 2023		April-June 2024		Evolution (B)/(A)-1
	Quantity (t)	Fob Value (M.CFAF) (A)	Quantity (t)	Fob Value (M.CFAF) (B)	
<b>GLASS AND GLASSWARE</b>	<b>13,523</b>	<b>2,626</b>	<b>13,412</b>	<b>2,299</b>	<b>-12%</b>
Tubular bulbs and envelopes, open, and parts thereof, of glass, without fittings, for electric lamps, ...	16	6	57	15	131%
Carboys, bottles, flasks, jars, jars, tubular packaging, ampoules and other transport containers or...	9,379	1,996	6,829	1,357	-32%
Cullet and other waste and scrap of glass; glass in the mass	735	28	3,771	122	342%
Glass fibres (including glass wool) and articles thereof (for example yarns, fabrics) ...	29	42	86	108	158%
Ice (float glass and glass softened or polished on one or two sides) in plates or sheets, even with an absorbent layer ...	618	43	793	78	83%
Glass mirrors, whether or not framed, including rear-view mirrors	-	-	84	15	
Glass objects for the service of the table, for the kitchen, the toilet, the office, the ornamentation of the apartments ...	1,088	253	819	251	-1%
Pavers, slabs, bricks, tiles, tiles and other articles, of pressed or molded glass, whether or not reinforced, for building or...	-	-	25	18	
Glass beads, imitations of natural or cultured pearls, imitations of gemstones and similar articles of v...	20	8	11	22	182%
Safety glass, consisting of glass which is tempered or formed from laminated sheets	196	63	667	237	274%
Laboratory, hygienic or pharmaceutical glassware, whether or not graduated or calibrated	-	-	0	6	
Watchmaking and similar glasses, ordinary or medical glasses, curved, bent, hollowed or similar...	-	-	41	25	
Multiple-walled insulating units of glass	-	-	25	28	
<b>ARTICLES OF APPAREL AND CLOTHING ACCESSORIES, NOT KNITTED OR CROCHETED</b>	<b>48</b>	<b>170</b>	<b>91</b>	<b>525</b>	<b>209%</b>
Other made up clothing accessories; parts of garments or of clothing accessories, other than of heading...	-	-	1	34	
Shirts and short-sleeved shirts, for men or boys	9	2	4	126	6282%
Suits or suits, sets, jackets, pants, overalls with suspenders, breeches and shorts (other than for ...	-	-	5	137	
Tailored suits, sets, jackets, dresses, skirts, culottes, pants, overalls with suspenders, breeches and ...	1	7	-	-	-100%
Body vests and day shirts, jumpsuits or bottoms of dresses, petticoats, briefs, night shirts, pajamas, desh ...	3	13	-	-	-100%
Coats, peacoats, capes, anoraks, jackets and similar articles, for men or boys, excluding articles...	-	-	6	66	
Sports tracksuits (trainings), ski suits and sets, swimsuits, breeches and briefs; other ...	7	140	18	154	10%
Garments, made up of fabrics of heading 5602, 5603, 5903, 5906 or 5907	27	8	3	3	-61%
Babies' garments and clothing accessories	-	-	55	6	
<b>CLOTHING AND CLOTHING ACCESSORIES, KNITTED</b>	<b>340</b>	<b>219</b>	<b>276</b>	<b>405</b>	<b>85%</b>
Other made-up clothing accessories, knitted or crocheted; knitted or crocheted parts of garments or of clothing accessories...	-	-	6	66	
Sweaters, pullovers, cardigans, cardigans and similar articles, including under-sweaters, knitted or crocheted...	-	-	1	5	
Tights (pantyhose), stockings, knee socks, socks and other hosiery, including tights (pantyhose) ...	-	-	8	103	
Jumpsuits or bottoms of dresses, petticoats, briefs, nightgowns, pajamas, negligee, bathrobes, bathrobes ...	9	86	-	-	-100%
Suits or suits, sets, jackets, pants, overalls with suspenders, breeches and shorts (other than for ...	-	-	191	15	
Gloves, mittens and mitts, knitted or crocheted	-	-	10	26	
Tracksuits, ski suits and swimwear, knitted or crocheted	139	28	6	69	151%
T-shirts, singlets and other vests, knitted or crocheted	14	90	54	121	34%
<b>MEAT AND EDIBLE OFFAL</b>	<b>107</b>	<b>59</b>	<b>129</b>	<b>225</b>	<b>282%</b>

Products	April-June 2023		April-June 2024		Evolution (B)/(A)-1
	Quantity (t)	Fob Value (M.CFAF) (A)	Quantity (t)	Fob Value (M.CFAF) (B)	
Edible offals of bovine, porcine, sheep, goat, horse, ass or mulassière species, fresh, r...	107	59	96	147	150%
Other meat and edible meat offal, fresh, chilled or frozen	-	-	1	2	
Meat of swine animals, fresh, chilled or frozen	-	-	1	2	
Meat of sheep or goats, fresh, chilled or frozen	-	-	1	2	
Meat and edible offal, of the poultry of heading 0105, fresh, chilled or frozen	-	-	29	71	
<b>VEHICLES OTHER THAN RAILWAY OR TRAMWAY ROLLING STOCK, AND PARTS AND ACCESSORIES...</b>	<b>25,812</b>	<b>50,731</b>	<b>28,874</b>	<b>47,360</b>	<b>-7%</b>
Bicycles and other cycles (including delivery tricycles), not motorised	24	9	522	237	2534%
Bodies (including cabs), for the motor vehicles of headings 8701 to 8705	-	-	30	16	
Automobile trolleys not fitted with a lifting device, of a kind used in factories, warehouses, shops, etc.	10	5	125	375	8061%
Tanks and other armoured fighting vehicles, motorised, whether or not fitted with weapons, and parts of such vehicles	28	31	-	-	-100%
Prams, strollers and similar cars for the transport of children, and parts thereof	9	5	5	1	-84%
Motorcycles (including mopeds) and cycles fitted with an auxiliary motor, with or without side-cars; sidecars ...	818	1,447	130	62	-96%
Parts and accessories of the motor vehicles of headings 8701 to 8705	72	179	272	703	292%
Parts and accessories of vehicles of headings 8711 to 8713	2,565	1,464	2,998	2,428	66%
Trailers and semi-trailers for all vehicles; other non-motor vehicles; their parts ...	833	722	2,966	2,784	285%
Tractors (other than tractors of heading 8709)	1,898	5,451	1,587	3,082	-43%
Special purpose motor vehicles, other than those primarily designed for the transport of persons or ...	1,554	3,185	90	375	-88%
Motor vehicles for the transport of ten or more persons, including the driver	656	2,585	428	1,818	-30%
Vehicles used for cargo transport	6,824	8,517	7,717	13,909	63%
Passenger cars and other motor vehicles mainly designed for the transport of persons (other than...	10,459	26,759	11,683	21,383	-20%
<b>ZINC AND ARTICLES THEREOF</b>	<b>30</b>	<b>8</b>	<b>1</b>	<b>21</b>	<b>169%</b>
Other articles of zinc	24	4	1	21	450%
Zinc waste and scrap	6	4	-	-	-100%

Source : CNSC



#### 4. Average import freight rates for refrigerated or dry 20-foot and 40-foot containers in Q2 2024

Country of loading - AFRICA	Port of loading	Average import freight rate for containers (Billion CFAF)			
		20REEFER	20DRY	40REEFER	40DRY
South Africa	Cape Town	-	1,975	1,687	1,517
	Coega	-	2,299	1,968	3,347
	Durban	-	2,364	1,682	1,589
	Port Elizabeth	-	-	1,968	-
Algeria	Alger	-	-	1,837	2,020
	Oran	-	1,345	-	1,476
Angola	Luanda	-	788	-	-
Benin	Cotonou	-	775	-	-
Côte d'Ivoire	Abidjan	-	698	-	1,460
Djibouti	Djibouti	-	917	-	-
Egypt	Alexandria	-	1,163	-	1,476
	Damietta	-	1,096	-	1,312
	El-Dhekelia	-	853	-	-
	Port-Saïd	-	1,001	-	2,296
	Sokhna	-	984	-	1,968
Ghana	Takoradi	-	758	-	-
	Tema	-	546	-	2,428
Guinea	Conakry	-	1,210	-	-
Mauritius Island	Port-Louis	-	-	-	-
Kenya	Mombasa	-	2,240	-	-
Liberia	Monrovia	-	1,432	-	-
Madagascar	Tamatea	-	-	-	1,640
Morocco	Agadir	-	1,039	2,132	-
	Casablanca	-	1,470	-	1,815
	Tanger Med	-	1,869	-	-
Mauritania	Nouadhibou	-	-	2,246	2,538
	Nouakchott	-	-	2,311	-
Namibia	Walvis Bay	-	-	-	2,768
Nigeria	Apapa	-	1,079	-	9,829
	Lagos	-	-	-	10,719
	Tincan Island	-	-	-	9,403
Senegal	Dakar	-	940	1,773	2,328
Sierra Leone	Freetown	1,312	1,200	-	1,072
Sudan	Port-Sudan	-	-	-	1,514
Tanzania	Dar es Salaam	-	-	-	3,239
Togo	Lome	-	689	-	1,927
Tunisia	Radès	-	1,138	-	1,738
	Sfax	-	736	3,017	1,807
	Tunis	-	779	4,318	1,966

Source : CNSC

Country of loading - AMERICA	Port of loading	Average import freight rate for containers (Billion CFAF)			
		20REEFER	20DRY	40REEFER	40DRY
Argentina	Buenos Aires	-	1,505	4,234	1,790
	Mar del Plata	-	-	3,623	-
	Rosario	-	-	-	1,847
Brazil	Itapoá	-	-	-	1,700
	Navegantes	-	-	-	1,092
	Paranaguá	-	1,284	-	2,192
	Rio de Janeiro	-	-	-	2,184
	Rio Grande	-	1,378	3,991	1,964
	Santos	-	1,133	-	1,658
	Suape	-	1,126	-	-
	Vitoria	-	-	-	1,617
Canada	Montreal	-	1,892	-	1,849
	Vancouver	-	-	-	3,755
Chile	Coquimbo	-	-	2,952	-
	Coronel	-	-	3,444	-
	Lirquen	-	-	3,293	-
	San Vicente	-	-	2,860	-
Colombia	Carthagène COL	-	1,620	-	-
USA	Baltimore	-	1,345	-	2,028
	Charleston	-	-	-	1,784
	Elizabeth	-	-	-	1,968
	Freeport	-	-	-	1,341
	Houston	16,192	1,759	-	1,837
	Los Angeles	-	-	-	2,551
	Miami	-	2,993	5,576	1,817
	New York	-	2,118	-	2,017
	Newark	-	1,549	-	1,952
	Norfolk	-	2,245	-	2,170
	New-Orleans	-	2,789	-	-
	Oakland	-	-	-	1,939
	Savannah	-	2,387	-	2,174
	Seattle	-	-	-	4,247
Mexico	Altamira	-	1,096	-	1,576
	Vera cruz	-	1,674	-	2,037
Uruguay	Montevideo	-	-	4,052	1,876

Source : CNSC

Country of loading - ASIA	Port of loading	Average import freight rate for containers (Billion CFAF)			
		20REEFER	20DRY	40REEFER	40DRY
Saudi Arabia	Ad Dammam	-	1,177	-	2,140
	Al Jubail	-	1,314	-	1,640
	Jeddah	-	1,388	-	2,269
	King Abdullah Port	-	-	-	2,240
Bahrain	Bahrain	-	1,123	-	1,820
	Khalifa bin Salman	-	2,401	-	-
Bangladesh	Chattogram	-	1,428	-	-
	Chittagong	-	1,213	-	-
China	Beijiao	-	-	-	1,112
	Changzhou	-	1,383	-	-
	Chongqing	-	1,656	-	2,091
	Dalian	-	1,276	-	1,335
	Foshan	-	-	-	4,634
	Fuzhou	-	879	4,723	1,277
	Gāolán	-	2,271	-	-
	Gaoming	-	1,293	-	1,479
	Gaosha	-	-	-	1,529
	Guangzhou	-	-	-	1,529
	Haikou	-	-	3,601	3,737
	Huangpu	-	-	-	1,816
	Jiangmen	-	750	-	1,487
	Jiujiang	-	1,111	-	999
	Lianyungang	-	2,343	-	1,477
	Nanjing	-	1,505	-	1,488
	Nansha	-	1,196	2,448	1,503
	Nantong	-	1,517	-	-
	Ningbo	1,529	1,206	1,667	1,442
	Qingdao	-	1,235	2,639	1,791
	Qinhuangdao	-	1,079	-	-
	Qinzhou	-	1,489	-	2,486
	Sanrong	-	834	-	-
	Shanghai	-	1,538	-	1,868
	Shantou	-	-	-	2,015
	Shekou	2,041	1,788	3,129	1,614
	Shunde	-	-	-	1,309
	Taizhou	-	-	-	1,509
	Tianji Xingang	-	1,255	-	1,373
	Tianjin	-	1,447	-	1,666
	Waihai	-	-	-	1,804
	Weihai	-	974	-	-
	Wenzhou	-	2,500	-	1,595
	Wuhan	-	853	-	2,002
	Wuhu	-	1,273	-	1,478
	Wuzhou	-	1,890	-	-
	Xiamen	-	1,154	-	2,180
	Xiaolan	-	-	-	1,199
	Xingang	-	1,263	-	1,713
	Yangpu	-	1,483	-	1,553
Yangzhou	-	-	-	1,209	
Yantian	-	1,439	5,444	1,598	
Yi Chang	-	1,684	-	-	

4. Average import freight rates for refrigerated or dry 20-foot and 40-foot containers in Q2 2024

Country of loading - ASIA	Port of loading	Average import freight rate for containers (Billion CFAF)			
		20REEFER	20DRY	40REEFER	40DRY
	Yunfu	-	1,097	-	-
	Zha Pu	-	1,498	-	929
	Zhangjiagang	-	1,443	-	1,393
	Zhanjiang	-	-	-	1,517
	Zhaoqing	-	2,428	-	-
	Zhongshan	-	984	-	1,667
	Zhuhai	-	1,817	-	1,820
	South Korea	Busan	-	1,329	3,614
Gwangyang		-	1,472	-	1,509
Incheon		-	2,366	-	2,540
Kwangyang		-	1,191	-	1,574
PyeongTaek		-	1,312	-	-
United Arab Emirates	Abu Al Bukhoosh	-	1,404	-	-
	Abu Dhabi	-	2,525	-	3,120
	Dubai	-	2,130	-	2,184
	Jebel Ali	-	1,640	6,314	1,942
Hong Kong SAR China	Hong Kong	-	-	-	2,763
India	Chennai	-	1,272	-	2,696
	Cochin	-	1,737	-	2,368
	Ennore	-	1,517	-	2,493
	Haldia	-	1,451	-	2,203
	Hazira	-	1,471	-	2,579
	Kakinada	-	1,196	-	-
	Kattupalli	-	-	-	2,362
	Kolkata	-	1,913	-	-
	Mangalore	-	-	-	2,160
	Mundra	-	1,405	4,160	1,961
	Nhava Sheva	-	1,744	4,083	2,073
	Pipavav	-	1,279	4,221	2,704
	Tuticorin	-	1,433	-	1,648
	Visakhapatnam	1,699	1,638	-	-
Indonesia	Batam	-	1,367	-	-
	Belawan	-	1,666	-	-
	Jakarta	-	1,472	-	1,754
	Jambi, Sumatra	-	1,856	-	-
	Perawang	-	-	-	1,558
	Semarang	-	-	-	3,580
	Surabaya	-	1,321	-	1,749
	Tanjung Pelepas	-	-	-	2,734
	Tanjung Perak	-	1,598	-	-
	Tanjung Priok	-	1,177	-	1,830
Israel	Ashdod	-	1,492	-	2,493
	Haifa	-	3,149	-	3,280
Japan	Hakata	-	-	-	2,446
	Kobe	-	3,245	-	2,516
	Nagoya	-	1,657	-	1,624
	Nanao	-	-	-	1,641
	Osaka	-	-	-	2,101
	Yokohama	-	2,493	-	2,203
Jordan	Aqaba	-	984	-	1,983
Kuwait	Shuaiba	-	-	-	1,640

Country of loading - ASIA	Port of loading	Average import freight rate for containers (Billion CFAF)			
		20REEFER	20DRY	40REEFER	40DRY
	Shuwaikh	-	-	-	1,496
Lebanon	Beirut	2,201	1,584	-	1,788
Malaysia	Pasir Gudang	-	2,752	-	1,739
	Penang	-	-	3,378	2,529
	Port Kelang	-	1,569	-	2,163
Myanmar	Yangon	-	1,734	-	-
Oman	Sohar	-	1,740	3,826	2,518
Pakistan	Karachi	-	1,498	-	1,637
	Muhammad Bin Qasim	-	-	-	1,299
	Port Qasim	-	1,600	-	991
Qatar	Doha	-	1,378	-	-
	Hamad	-	2,064	-	1,839
	Mesaieed	-	-	-	1,889
Singapore	Singapore	-	1,311	-	2,470
Sri Lanka	Colombo	-	2,846	-	1,092
Taiwan	Kaohsiung	-	2,232	-	770
	Keelung	-	1,699	-	1,866
	Taichung	-	-	-	1,755
Thailand	Bangkok	-	1,505	-	1,640
	Laem Chabang	-	1,704	-	1,551
North Vietnam	Haiphong	-	1,659	-	1,516
	Vung Tau	-	1,447	2,751	1,723
South Vietnam	Cát Lái	-	-	1,566	-
	Ho Chi Minh City	-	1,052	3,107	2,482

Source : CNSC

Country of loading - EUROPE	Port of loading	Average import freight rate for containers (Billion CFAF)			
		20REEFER	20DRY	40REEFER	40DRY
Germany	Bremerhaven	-	1,480	-	1,359
	Hamburg	-	1,487	2,644	2,115
Belgium	Antwerp	1,869	1,279	2,873	1,860
Bulgaria	Varna	-	1,186	-	1,616
Cyprus	Limassol	-	-	-	1,968
Croatia	Rijeka	-	1,220	-	-
Denmark	Aarhus	-	-	-	3,528
	Callumbourg	-	1,968	-	-
	Copenhagen	-	994	5,464	3,223
Spain	Algésiras	2,073	7,232	-	1,797
	Alicante	-	-	-	508
	Almería	-	957	-	-
	Barcelona	656	1,360	-	1,776
	Bilbao	-	1,167	-	1,677
	Carthagène ESP	-	-	1,640	1,035
	Gijón	-	1,670	-	1,968
	Las Palmas	-	1,244	-	-
	Málaga	-	-	-	1,443
Port of Barcelona	-	-	-	1,312	

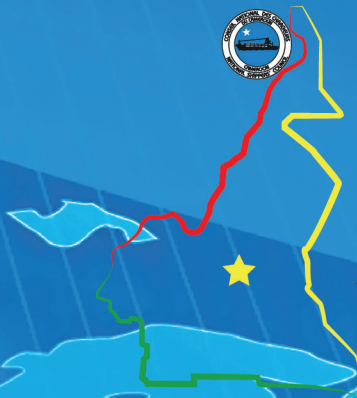
Country of loading - EUROPE	Port of loading	Average import freight rate for containers (Billion CFAF)			
		20REEFER	20DRY	40REEFER	40DRY
	Sagunt	-	1,017	-	-
	Valence	-	1,014	-	1,977
	Vigo	-	984	2,676	2,632
Finland	Helsinki	-	-	-	1,759
	Kotka	-	1,167	-	1,674
	Oulu	-	-	-	2,550
	Rauma	-	-	-	1,704
France	Bassens	-	1,309	-	1,782
	Brest	-	1,456	-	-
	Dunkerque	-	1,149	-	3,133
	Fos-sur-Mer	-	1,940	-	2,081
	Le Havre	558	1,356	4,453	1,081
	Marseille	-	1,513	2,506	1,693
	Montoir-de-Bretagne	-	1,403	-	1,875
	Port Vendres	-	834	1,305	2,443
	Rouen	-	1,886	-	5,651
	Sete	-	-	-	1,640
Greece	Sète	-	984	-	1,458
	Le Pirée	-	1,376	-	1,615
	Thessalonica	-	-	-	3,043
Hungary	Volos	-	-	-	3,666
	Budapest	-	-	-	5,127
Ireland	Belfast Ireland	-	-	-	1,980
	Cork	-	-	-	1,613
	Dublin	-	1,478	-	1,987
Italy	Ancona	-	2,247	-	-
	Cagliari	-	1,440	-	-
	Genoa	-	1,460	1,968	1,868
	La Spezia	-	1,746	-	2,115
	Livorno	3,483	1,240	-	1,684
	Naples	-	1,701	-	1,833
	Ravenna	-	-	-	1,771
	Salerno	-	870	-	1,955
	Trieste	-	-	-	2,350
	Vado Ligure	-	-	-	1,652
Latvia	Venice	-	1,067	-	2,119
	Riga	-	-	6,089	4,412
Lithuania	Klaipeda	-	1,663	-	2,272
Malta	Marsaxlokk	-	1,355	-	1,991
Martinique	Fort-de-France	-	-	-	3,734
Montenegro	Bar	-	-	-	5,198
Norway	Ålesund	-	1,144	-	-
	Brevik	-	1,259	-	-
	Haugesund	-	-	-	1,862
	Oslo	-	541	-	1,850
	Stavanger	-	-	-	1,312

Country of loading - EUROPE	Port of loading	Average import freight rate for containers (Billion CFAF)			
		20REEFER	20DRY	40REEFER	40DRY
Netherlands	Rotterdam	1,774	1,567	2,719	2,179
Poland	Gdansk	-	1,167	-	1,365
	Gdynia	-	1,071	3,280	1,890
Portugal	Leixões	-	1,113	-	1,751
	Lisbon	-	949	-	1,606
	Sines	-	426	-	-
Romania	Constanta	-	2,212	-	3,565
United Kingdom	Belfast	-	-	1,869	3,224
	Felixstowe	-	1,060	2,418	1,709
	Grangemouth	-	1,842	2,554	-
	Liverpool	-	1,852	2,254	1,820
	London	-	1,606	2,295	2,053
	Portsmouth	-	-	-	1,968
	Southampton	-	-	-	2,207
	Tilbury	-	1,011	-	1,521
Slovenia	Koper	-	1,495	-	2,335
Sweden	Gävle	-	-	-	2,631
	Göteborg	-	1,046	-	1,742
	Helsingborg	-	-	-	-
	Norrköping	-	2,535	-	-
Turkey	Aliaga	-	1,189	-	2,244
	Ambarli	-	1,647	-	1,808
	Derince	-	-	-	1,834
	Gebze	-	1,204	-	1,763
	Gemlik	-	1,445	-	1,621
	Iskenderun	-	1,258	-	2,004
	Istanbul	-	1,473	-	1,570
	Izmir	-	-	-	2,276
	Izmit	-	1,252	-	2,060
	Kumport	-	887	-	2,952
	Marport	-	-	-	1,982
	Mersin	-	1,038	-	1,819
	Samsun	-	1,154	-	-
	Tekirdag	-	1,695	-	1,859

Source : CNSC

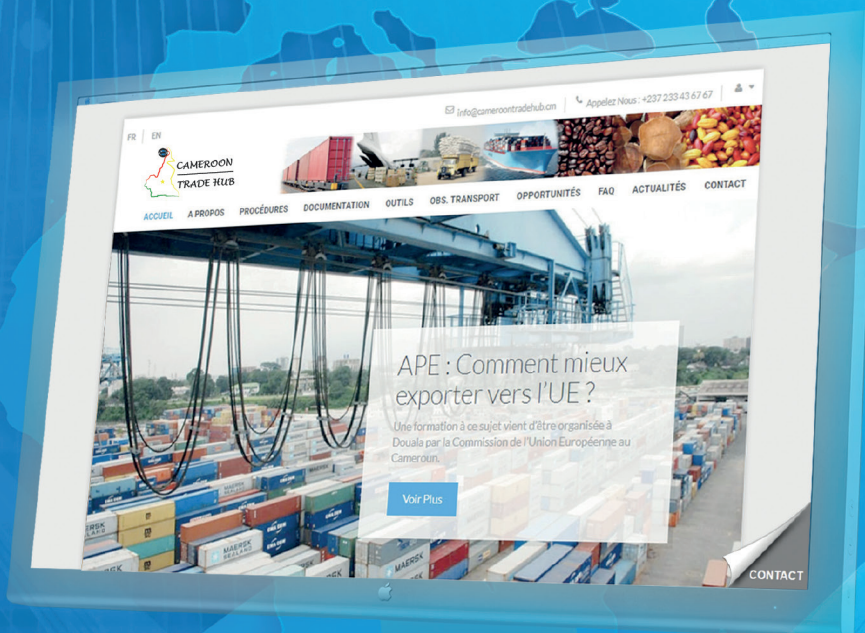
Country of loading - OCEANIA	Port of loading	Average import freight rate for containers (Billion CFAF)			
		20REEFER	20DRY	40REEFER	40DRY
Australia	Melbourne	-	-	-	2,132
	Sydney	-	-	-	1,780
New-Zealand	Lyttelton	-	-	4,009	3,978
	Port Chalmers	-	-	3,843	4,794
	Tauranga	-	-	3,147	3,229

Source : CNSC



# CAMEROON TRADE HUB

[www.cameroontradehub.com](http://www.cameroontradehub.com)



**LES PROCÉDURES DU COMMERCE EXTERIEUR DU  
CAMEROUN EN UN SEUL CLIC**

**CAMEROON'S FOREIGN TRADE PROCEDURES  
JUST A CLICK AWAY**

---

**Publisher :**

*Auguste MBAPPE PENDA*

**Editors in Chief :**

*Fernand Douglas NOLGA*

**Collaborators in this edition :**

*Christopher AGWAGWA*

*Luc NDOB*

*Hermann NGASSA NKENGNE*

*Joseph Franck BION*

*Line-Chimène GUEYTOH FONKOU*

*Junior OKOUMAMA*

*Fabien II AMOUGOU*

*Cyrille TIKI*

**Translator :**

*Christopher AGWAGWA*

*Randolphe METUGE*

**Printing**

*Harmony poly Business*

---

**HEAD OFFICE**

**Centre des Affaires Maritimes**

**Bonanjo-Douala**

**P.O. Box : I588 Douala**

**Tel : (+237) 233 43 67 67 / (+237) 233 43 67 69**

**Fax : (+237) 233 43 70 17**

**E-mail : [info@cncm.cm](mailto:info@cncm.cm) Website : [www.cncm.cm](http://www.cncm.cm)**

**PARIS OFFICE – FRANCE**

**3, Rue du Quatre-Septembre, 75002, Paris**

**Tél : +33 (0) 142210626**

**E-mail : [representation@cncm.cm](mailto:representation@cncm.cm)**

**SOUTH REGIONAL OFFICE, KRIBI**

**Tel : (237) 222 46 16 37**

**SOUTH WEST REGIONAL OFFICE, LIMBE**

**Tel : (237) 233 33 21 36 / 233 33 21 38**

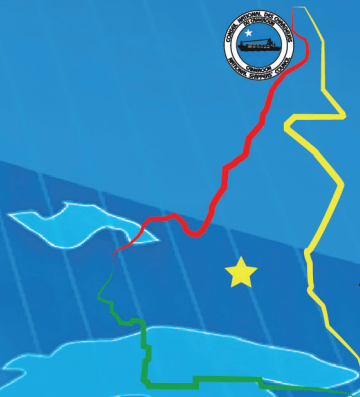
**FAR NORTH REGIONAL OFFICE–  
KOUSSERI**

Located at 100 metres from the Ngueli Bridge,  
Cameroon-Chad border crossing  
Kousseri  
[antenneextremenord@cnc.com](mailto:antenneextremenord@cnc.com)

**CENTRE REGIONAL OFFICE – YAOUNDÉ**

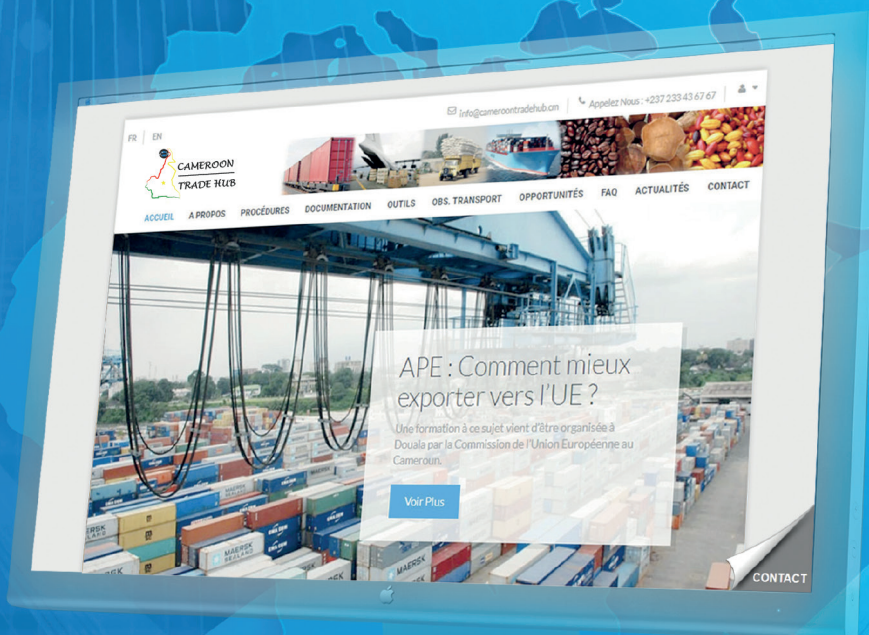
10th floor, Société Hôtelière DJEUGA'APPART  
Ahmadou Ahidjo Avenue behind the Presidential  
Tribune, 20th May Boulevard.  
Yaounde  
[antennecentre@cnc.com](mailto:antennecentre@cnc.com)  
Tel : 222 220 205





# CAMEROON TRADE HUB

[www.cameroontradehub.cm](http://www.cameroontradehub.cm)



**LES PROCEDURES DU COMMERCE EXTERIEUR DU  
CAMEROUN EN UN SEUL CLIC**

**CAMEROON'S FOREIGN TRADE PROCEDURES  
JUST A CLICK AWAY**